

NOTICE OF MEETING

The Central Yavapai Fire District Board of Directors will meet on Tuesday, January 17, 2012, at 2:00 p.m. The meeting will be held at the Fire District Fire Training Center, 9601 E. Valley Road, Prescott Valley, Arizona. The Board may vote to go into Executive Session on any agenda item, pursuant to A.R.S. §38-431.03(A)(3) for discussion and consultation for legal advice with the District's Attorney on matters as set forth in the agenda item. The following topics and any variables thereto, will be subject to Board consideration, discussion, approval, or other action. All items are set for possible action.

AGENDA

1. CALL TO ORDER / ROLL CALL OF BOARD MEMBERS
2. PLEDGE OF ALLEGIANCE
3. CALL TO THE PUBLIC

Comments from the public. Those wishing to address the Central Yavapai Fire District Board need not request permission in advance. The Fire District Board is not permitted to discuss or take action on any item raised in the Call to the Public due to restrictions of the Open Meeting Law; however, individual Board members may be permitted to respond to criticism directed to them. Otherwise, the Board may direct the staff to review the matter or that the matter be placed on a future agenda.

4. CONSENT AGENDA

All matters listed under Consent Agenda are considered to be routine by the Central Yavapai Fire District Board and will be enacted by one motion. There will be no separate discussion on these items. If discussion is desired, that item will be removed from the Consent Agenda and will be considered separately (FOR DISCUSSION AND POSSIBLE ACTION)

Approval of Minutes:

- November 21, 2011 Special Session
- November 21, 2011 Special Session – Executive Session
- December 19, 2011 Regular Session
- December 19, 2011 Executive Session

General Fund Financial Statements
Bond Financial Statements

5. REPORTS AND CORRESPONDENCE

- A. Bond Update - Training Center Phase 3 Update
- B. Bond Update - Station 58
- C. Letters from Citizens
- D. Monthly Division Reports-Report from the Fire Chief and staff in regards to current activities of the Fire District and the status and progress relating thereto

6. NEW BUSINESS

- A. Appointment of Fire Board Chairman and Clerk
- B. Fiscal Year 2012-2013 Budget Development Schedule

7. VOTE TO GO INTO EXECUTIVE SESSION

- A. Legal Advice Pursuant to A.R.S. §38-431.03(A)(3) and Instruction to District Legal Counsel Pursuant to A.R.S. §38-431.03(A)(4) Re: Training Center Drainage

8. OLD BUSINESS CONTINUED

- A. Training Center Drainage

9. ADJOURNMENT

~~~~~  
If any disabled person needs any type of accommodation, please notify  
Central Yavapai Fire District at (928)772-7711 prior to the scheduled meeting time.



TO: Fire Board  
FROM: Chief Nies  
DATE: January 9, 2012

SUBJECT: CONSENT AGENDA

---

*All matters listed under Consent Agenda are considered to be routine by the Central Yavapai Fire District Board and will be enacted by one motion. There will be no separate discussion on these items. If discussion is desired, that item will be removed from the Consent Agenda and will be considered separately (FOR DISCUSSION AND POSSIBLE ACTION)*

*Approval of Minutes*

*Minutes are attached from the following meetings for your review and approval:*

*November 21, 2011 Special Session  
November 21, 2011 Special Session - Executive Session  
December 19, 2011 Regular Session  
December 19, 2011 Executive Session*

*General Fund Financial Statements*

*December General Fund direct deposit reports, payroll and accounts payable check registers, income statement and graphs are attached for your review and approval.*

*Bond Financial Statements*

*December Bond B accounts payable check registers, income statements and graphs are attached for your review and approval.*

*If you have any questions, please call me or Assistant Chief of Administration Dalton at 772-7711.*

CENTRAL YAVAPAI FIRE DISTRICT  
FIRE BOARD  
SPECIAL SESSION

November 21, 2011

**MINUTES**

**1. CALL TO ORDER/ROLL CALL OF BOARD MEMBERS**

Board Chairman John Range called the Fire Board Meeting to order on Monday, November 21, 2011 at 1:05 p.m. at Central Yavapai Fire District Training Center, 9601 E. Valley Road, Prescott Valley, Arizona.

**Members Present:** Board Chairman John Range, Board Clerk Bob Gardiner, Board Members Bob Page and Mike Generalli

**Members Absent:** Board Member Tony Reiter

**Staff:** Fire Chief Paul Nies and Assistant Chief Mary Dalton.

**2. PLEDGE OF ALLEGIANCE**

The Pledge of Allegiance was given.

**3. VOTE TO GO INTO EXECUTIVE SESSION**

Board Member Generalli made a motion to go into executive session for Legal Advice pursuant to A.R.S § 38-431.03(A)(3) Re: Open Meeting and Public Records Laws. Board Member Page seconded the motion. MOTION CARRIED.

**AYES:** Range, Gardiner, Page, Generalli

**NAYS:** None

At approximately 1:07 the Board adjourned out of Public Session to convene into Executive Session.

At approximately 1:58 p.m. the Board reconvened into Public Session.

**4. ADJOURNMENT**

The meeting was adjourned at 1:58 p.m.

---

Bob Gardiner, Board Clerk

CENTRAL YAVAPAI FIRE DISTRICT  
FIRE BOARD  
REGULAR SESSION

December 19, 2011

**MINUTES**

**1. CALL TO ORDER/ROLL CALL OF BOARD MEMBERS**

Board Chairman John Range called the Fire Board Meeting to order on Monday, December 19, 2011 at 2:00 p.m. at Central Yavapai Fire District Training Center, 9601 E. Valley Road, Prescott Valley, Arizona.

**Members Present:** Board Chairman John Range, Board Members Bob Page and Mike Generalli

**Members Absent:** Tony Reiter and Bob Gardiner

**Staff:** Fire Chief Paul Nies, Assistant Chief Mary Dalton, Administrative Manager Judy Wright

**2. PLEDGE OF ALLEGIANCE**

The Pledge of Allegiance was given.

**3. CALL TO THE PUBLIC**

None

**4. CONSENT AGENDA**

**Approval of Minutes**  
November 21, 2011– Regular Session  
November 21, 2011 – Executive Session  
General Fund Financial Statements  
Bond Financial Statements

John Range made a motion to approve the consent agenda as presented. Mike Generalli seconded the motion. MOTION CARRIED.

**AYES:** Range, Page, Generalli  
**NAYS:** None

**6. REPORTS AND CORRESPONDENCE**

**A. Bond Update – Training Center Development**

Assistant Chief Dalton reported that everything was going well. Board Member Generalli asked if the credits could be used for different projects and Chief Dalton responded that it has to go back into the bond fund for use on one of those projects. Training Chief Cordes also explained that by using these funds for water retention would save us a lot of money in the future.

**B. Bond Update – Station 58**

Chief Nies reported that Captain Tharp was working together with him on this project. He said that the weather was hampering progress but we would be on time and on budget.

**C. Letters from Citizens**

Chairman Range said that he enjoys reading the letters from citizens. He thanked Captain Prange for his work with the veterans and also Andie Smith for her work with the Boy Scout Troop. He also praised the Fire Pals program and thanked them for their contribution.

**D. Monthly Division Reports – Report from the Fire Chief and staff with regard to current activities of the Fire District and the status and progress relating thereto**

Board Chairman Range expressed his thanks to staff for the detailed monthly reports. He said that the Board enjoys reading what everyone is doing. He then asked Assistant Chief Bliss for an update on regarding the ISO visit. Chief Bliss explained that this is typically done every 10 years and that they had re-done the grading system. We have not heard from them and after our accreditation process is finished, Battalion Chief Polacek will be in touch to find out when they have scheduled a visit to CYFD. Chief Bliss also advised that we should get a better rating this time around.

Assistant Chief Dalton advised that we have passed our time frame for the smoke machine from Drager and that everything was working well, so we have sent final payment.

Chief Nies told the Board that he has made a temporary assignment of Captain Rick Chase to oversee CRMD. Chairman Range thanked Captain Chase for stepping up to the plate.

Chief Nies also said that we will be adding division reports from Communications. James Ogden said that he has tablets for the Board Members to look at with regard to having the board packets sent electronically.

**6. VOTE TO GO INTO EXECUTIVE SESSION**

- A. John Range made a motion to go into Executive for purposes of receiving Legal Advice pursuant to A.R.S. §38-431.03(A)(3) and Instruction to District Legal Counsel pursuant to A.R.S. §38-431.03(A)(4) Instruction to District Legal Counsel re: Training Center Drainage. Mike Generalli seconded the motion. MOTION CARRIED.

AYES: Range, Page, Generalli  
NAYS: None

At approximately 2:15 p.m. the Board adjourned out of Public Session to convene into Executive Session.

At approximately 2:20 p.m., the Board reconvened into Public Session.

**7. OLD BUSINESS**

**A. Training Center Drainage**

As a result of the Executive Session, no action will be taken at this time.

**B. Consideration and Possible Approval of 457(b) Deferred Compensation Plan Participation Agreement – Memorandum of Understanding for Enrollment in the Self-Directed Brokerage Option.**

It was the consensus of the Board that this item be tabled until the January 2012 meeting as the Chairman wished to have all board members present for this discussion.

**8. NEW BUSINESS**

**A. Approve Fire Protection Services Agreement – Huffaker**

John Range made a motion to approve the Fire Protection Services Agreement for the Huffaker property at 8975 N. Prescott Ridge Road in the prorated amount including administration fee of \$365.73. Bob Page seconded the motion. MOTION CARRIED.

AYES: Range, Page, Generalli  
NAYS: None

**B. Approve Purchase of Extrication Tool with Rescue 42 Stabilizer System Kits**

Assistant Chiefs Dalton and Bliss answered questions from Board Members regarding this purchase proposal.

John Range made a motion to approve the purchase of a TNT Rescue Tool with Rescue 42 Stabilization System Kits in the amount of \$26,360.15. Bob Page seconded the motion. MOTION CARRIED.

AYES: Range, Page, Generalli  
NAYS: None

**C. Approve APS Easement for 4850 N. Robert Road**

Chief Nies advised the Board that APS has requested that CYFD grant them a utility easement through our Station 58 property at 4850 Robert Road. They will need this easement in order to provide power to 4850 N Robert Road and this will not impact our current station construction and future use.

John Range made a motion to approve APS Easement for 4850 N Robert Road. Mike Generalli seconded the motion. MOTION CARRIED.

AYES: Range, Page, Generalli  
NAYS: None

**D. Approve Conflict of Interest Consent and Waiver regarding: Intergovernmental Agreement for Exchange of Occupancy and Use with the City of Prescott**

Bob Page made a motion to approve Conflict of Interest Consent and Waiver. John Range seconded the motion. MOTION CARRIED.

AYES: Range, Page, Generalli  
NAYS: None

- E. Approve Task Force 1 Training Agreement and Possible Addendum  
Training Chief Cordes answered Board Members questions regarding the Truck Academy which will be held in February 2012.

John Range made a motion to approve Task Force 1 Training Agreement and Addendum. Bob Page seconded the motion. MOTION CARRIED.

AYES: Range, Page, Generalli  
NAYS: None

- F. Discussion regarding Possible Change to approval Process for Routine Agreements and Contracts, including Fire Protection Agreements

There was a short discussion regarding the possible change to our approval process for routine agreements and contracts. Assistant Chief Dalton and Training Chief Cordes answered questions from Board Members. It was the consensus of the Board to table this item for discussion at the January 2012 meeting and Chairman Range asked that this item be presented to them in bullet points on the agenda.

- G. Approve CYFD Policy Amendments

Chairman Range asked for additional information on Policy 192.00 Telecommuting Policy as this was a new policy for the District. He had questions about discipline concerning this policy and Chief Nies explained this to the Board. Assistant Chief Dalton noted that there was an error in the version submitted with the board packet and she explained that this last sentence should have been removed.

Mike Generalli made a motion to approve CYFD Policy Amendments to 192.00 Telecommuting with corrections noted and 501.00 Critical Incident Stress Debriefing. John Range seconded the motion. MOTION CARRIED.

AYES: Range, Page, Generalli  
NAYS: None

- H. Approve Health Insurance Subsidy Request

Assistant Chief Dalton updated the Board regarding the increased costs of health insurance for employees. Board Members had questions about what can be done to help employees with the cost of health insurance premiums. Union Chapter Vice-President Tharp responded that we would bring items before the Board at future meetings.

Bob Page made a motion to approve the Health Insurance Subsidy Request. Mike Generalli seconded the motion. MOTION CARRIED.

AYES: Range, Page, Generalli  
NAYS: None

- I. Approve Amendment and Resolution for Security Benefit Governmental 457(b) Plan to be in compliance with IRS Regulations

Assistant Chief Dalton explained that Congress and the Internal Revenue Service have issued new regulations which impact the 457(b) plan. She answered questions from Board Members and said that our document service provider, Security Benefit, has provided a default provision for all employers.

John Range made a motion to approve Amendment and Resolution 10-11 for Security Benefit Governmental 457(b) Plan to be in compliance with IRS Regulations. Bob Page seconded the motion. MOTION CARRIED.

AYES: Range, Page, Generalli  
NAYS: None

Chairman Range thanked everyone for their contribution to CYFD this past year and wished everyone a Happy New Year.

**9. ADJOURNMENT**

The meeting was adjourned at 3:00 p.m.

---

Bob Gardiner, Board Clerk

1/4/12  
10:55:44 AM

**CENTRAL YAVAPAI FIRE DISTRICT**  
Income Statement  
(Original Budget to Actual Comparison)  
For the period of 12/1/2011 Through 12/31/2011

|                                       | Current Period |        |              |       | Year To Date   |                 |                  |         |
|---------------------------------------|----------------|--------|--------------|-------|----------------|-----------------|------------------|---------|
|                                       | Actual         | Budget | Variance     | %     | Actual         | Budget          | Variance         | %       |
| <b>Revenues</b>                       |                |        |              |       |                |                 |                  |         |
| Real Estate Tax                       | \$587,515.38   | \$0.00 | \$587,515.38 | 0.0 % | \$6,715,807.21 | \$11,790,288.00 | \$(5,074,480.79) | (43.0)% |
| Fire Protection Contracts             | 275.00         | 0.00   | 275.00       | 0.0   | 54,004.70      | 52,850.00       | 1,154.70         | 2.2     |
| Personal Property Tax                 | 10,578.97      | 0.00   | 10,578.97    | 0.0   | 156,088.71     | 240,618.00      | (84,529.29)      | (35.1)  |
| Fire District Assistance Tax          | 15,864.88      | 0.00   | 15,864.88    | 0.0   | 174,647.18     | 300,000.00      | (125,352.82)     | (41.8)  |
| Walker VFD Maintenance                | 2,882.25       | 0.00   | 2,882.25     | 0.0   | 5,277.75       | 2,500.00        | 2,777.75         | 111.1   |
| Groom Creek Maintenance               | 0.00           | 0.00   | 0.00         | 0.0   | 0.00           | 2,800.00        | (2,800.00)       | (100.0) |
| Mayer Maintenance                     | 3,629.50       | 0.00   | 3,629.50     | 0.0   | 17,750.13      | 6,500.00        | 11,250.13        | 173.1   |
| Chino Valley Maintenance              | 0.00           | 0.00   | 0.00         | 0.0   | 854.00         | 11,000.00       | (10,146.00)      | (92.2)  |
| Clarkdale Maintenance                 | 0.00           | 0.00   | 0.00         | 0.0   | 0.00           | 2,500.00        | (2,500.00)       | (100.0) |
| Camp Verde Maintenance                | 0.00           | 0.00   | 0.00         | 0.0   | 885.63         | 12,000.00       | (11,114.37)      | (92.6)  |
| Montezuma Rimrock Maintenance         | 0.00           | 0.00   | 0.00         | 0.0   | 0.00           | 3,000.00        | (3,000.00)       | (100.0) |
| US Forest Service Maintenance         | 160.13         | 0.00   | 160.13       | 0.0   | 160.13         | 1,500.00        | (1,339.87)       | (89.3)  |
| Rosenbauer/Central States Maintenance | 533.75         | 0.00   | 533.75       | 0.0   | 533.75         | 0.00            | 533.75           | 0.0     |
| Crown King Maintenance                | 0.00           | 0.00   | 0.00         | 0.0   | 510.00         | 0.00            | 510.00           | 0.0     |
| Plan Review Fees                      | 769.50         | 0.00   | 769.50       | 0.0   | 10,573.76      | 6,000.00        | 4,573.76         | 76.2    |
| Care Home Inspection Revenue          | 0.00           | 0.00   | 0.00         | 0.0   | 550.00         | 1,500.00        | (950.00)         | (63.3)  |
| Special Events Fees                   | 0.00           | 0.00   | 0.00         | 0.0   | 8,237.50       | 8,000.00        | 237.50           | 3.0     |
| CRMD Permits                          | 0.00           | 0.00   | 0.00         | 0.0   | 642.00         | 500.00          | 142.00           | 28.4    |
| Inspection Fees                       | 0.00           | 0.00   | 0.00         | 0.0   | 1,053.81       | 0.00            | 1,053.81         | 0.0     |
| Urban Survival Sponsorships           | 0.00           | 0.00   | 0.00         | 0.0   | 0.00           | 500.00          | (500.00)         | (100.0) |
| Williamson Vly FD Maintenance         | 0.00           | 0.00   | 0.00         | 0.0   | 0.00           | 750.00          | (750.00)         | (100.0) |
| Other Vehicle Maintenance/Warranty    | 0.00           | 0.00   | 0.00         | 0.0   | 0.00           | 1,000.00        | (1,000.00)       | (100.0) |
| Cell Tower Lease Revenue              | 5,375.00       | 0.00   | 5,375.00     | 0.0   | 19,539.03      | 27,500.00       | (7,960.97)       | (28.9)  |
| State of AZ/Off-District Fires        | 53,318.30      | 0.00   | 53,318.30    | 0.0   | 228,158.17     | 15,000.00       | 213,158.17       | 1421.1  |
| Interest Income-General Fund          | 288.65         | 0.00   | 288.65       | 0.0   | 5,500.76       | 12,000.00       | (6,499.24)       | (54.2)  |
| Interest Income-Cap Rsv Fund          | 679.67         | 0.00   | 679.67       | 0.0   | 11,643.55      | 0.00            | 11,643.55        | 0.0     |
| Misc. Income                          | 70.36          | 0.00   | 70.36        | 0.0   | 1,508.63       | 0.00            | 1,508.63         | 0.0     |
| CPR Class Income                      | 810.00         | 0.00   | 810.00       | 0.0   | 2,892.50       | 4,000.00        | (1,107.50)       | (27.7)  |
| Wildland Reimbursements               | 2,891.41       | 0.00   | 2,891.41     | 0.0   | 23,544.05      | 20,000.00       | 3,544.05         | 17.7    |
| Communications Contracting Revenue    | 8,673.72       | 0.00   | 8,673.72     | 0.0   | 44,794.22      | 85,000.00       | (40,205.78)      | (47.3)  |
| Type 3 Apparatus Grant                | 0.00           | 0.00   | 0.00         | 0.0   | 0.00           | 412,576.00      | (412,576.00)     | (100.0) |
| FEMA - Fire Act Grant - Life Packs    | 8,337.00       | 0.00   | 8,337.00     | 0.0   | 8,337.00       | 0.00            | 8,337.00         | 0.0     |
| Gov's Off of Econ Rec - Param Captain | 0.00           | 0.00   | 0.00         | 0.0   | 37,002.60      | 0.00            | 37,002.60        | 0.0     |
| Paramedic Ride-in For Lifeline        | 66.67          | 0.00   | 66.67        | 0.0   | 66.67          | 1,000.00        | (933.33)         | (93.3)  |
| Donations                             | 100.00         | 0.00   | 100.00       | 0.0   | 425.00         | 0.00            | 425.00           | 0.0     |
| FEMA - EVOC Grant                     | 0.00           | 0.00   | 0.00         | 0.0   | 26,932.00      | 0.00            | 26,932.00        | 0.0     |
| Babysitting Class                     | 0.00           | 0.00   | 0.00         | 0.0   | 0.00           | 600.00          | (600.00)         | (100.0) |
| CYFD Training Center Classes          | 0.00           | 0.00   | 0.00         | 0.0   | 15,644.80      | 12,000.00       | 3,644.80         | 30.4    |

**CENTRAL YAVAPAI FIRE DISTRICT**  
Income Statement  
(Original Budget to Actual Comparison)  
For the period of 12/1/2011 Through 12/31/2011

|                                          | Current Period      |               |                     |              | Year To Date          |                        |                         |                |
|------------------------------------------|---------------------|---------------|---------------------|--------------|-----------------------|------------------------|-------------------------|----------------|
|                                          | Actual              | Budget        | Variance            | %            | Actual                | Budget                 | Variance                | %              |
| <b>Net Revenues</b>                      | <b>\$702,820.14</b> | <b>\$0.00</b> | <b>\$702,820.14</b> | <b>0.0 %</b> | <b>\$7,573,565.24</b> | <b>\$13,033,482.00</b> | <b>\$(5,459,916.76)</b> | <b>(41.9)%</b> |
| <b><u>Personnel Expenses</u></b>         |                     |               |                     |              |                       |                        |                         |                |
| Salaries/Admin                           | \$50,969.84         | \$0.00        | \$(50,969.84)       | 0.0 %        | \$225,046.47          | \$445,091.00           | \$220,044.53            | 49.4 %         |
| Salaries/CRMD                            | 25,161.76           | 0.00          | (25,161.76)         | 0.0          | 134,590.71            | 351,777.00             | 217,186.29              | 61.7           |
| Salaries/Operations                      | 544,108.58          | 0.00          | (544,108.58)        | 0.0          | 2,360,701.82          | 4,732,508.00           | 2,371,806.18            | 50.1           |
| Salaries/Training                        | 26,445.18           | 0.00          | (26,445.18)         | 0.0          | 115,269.48            | 234,383.00             | 119,113.52              | 50.8           |
| Salaries/Communications                  | 22,874.40           | 0.00          | (22,874.40)         | 0.0          | 99,122.40             | 198,237.00             | 99,114.60               | 50.0           |
| Salaries/Facilities Maintenance          | 10,504.80           | 0.00          | (10,504.80)         | 0.0          | 45,520.80             | 91,033.00              | 45,512.20               | 50.0           |
| Salaries/Maint                           | 33,218.40           | 0.00          | (33,218.40)         | 0.0          | 143,016.48            | 284,972.00             | 141,955.52              | 49.8           |
| Salaries/CEO                             | 15,004.62           | 0.00          | (15,004.62)         | 0.0          | 65,020.02             | 130,040.00             | 65,019.98               | 50.0           |
| Salaries/Reserve                         | 676.39              | 0.00          | (676.39)            | 0.0          | 9,979.50              | 51,096.00              | 41,116.50               | 80.5           |
| Salaries Reserve/Aux Staffing            | 2,610.69            | 0.00          | (2,610.69)          | 0.0          | 15,399.02             | 79,352.00              | 63,952.98               | 80.6           |
| Special Detail/Admin                     | 0.00                | 0.00          | 0.00                | 0.0          | 0.00                  | 4,415.00               | 4,415.00                | 100.0          |
| Special Detail / CRMD                    | 0.00                | 0.00          | 0.00                | 0.0          | 0.00                  | 15,850.00              | 15,850.00               | 100.0          |
| Special Detail / CRMD / Fire Pal         | 1,637.50            | 0.00          | (1,637.50)          | 0.0          | 4,237.50              | 0.00                   | (4,237.50)              | 0.0            |
| Special Detail/CRMD/Spec Ev Assign Pay   | 1,571.59            | 0.00          | (1,571.59)          | 0.0          | 2,164.65              | 0.00                   | (2,164.65)              | 0.0            |
| Spec Det/Ops CPR Prgrm Int/Ext           | 375.00              | 0.00          | (375.00)            | 0.0          | 1,781.25              | 4,175.00               | 2,393.75                | 57.3           |
| Spec Det/Ops Unif Prgrm Mngr Pay         | 0.00                | 0.00          | 0.00                | 0.0          | 162.50                | 1,500.00               | 1,337.50                | 89.2           |
| Spec Det/Ops PPE Prgrm Mngr Pay          | 0.00                | 0.00          | 0.00                | 0.0          | 25.00                 | 1,200.00               | 1,175.00                | 97.9           |
| Spec Det/Ops Wildland Prgrm Mngr         | 0.00                | 0.00          | 0.00                | 0.0          | 0.00                  | 600.00                 | 600.00                  | 100.0          |
| Spec Det/Ops Chainsaw Maint Hours        | 0.00                | 0.00          | 0.00                | 0.0          | 137.50                | 600.00                 | 462.50                  | 77.1           |
| Spec Det/Ops TRT Prgrm Mangr Pay         | 0.00                | 0.00          | 0.00                | 0.0          | 75.00                 | 1,000.00               | 925.00                  | 92.5           |
| Spec Det/Ops Employee Hlth Immuniz Prgrm | 0.00                | 0.00          | 0.00                | 0.0          | 0.00                  | 400.00                 | 400.00                  | 100.0          |
| Spec Det/Ops EMS Trng Coord Pay/Mtgs     | 0.00                | 0.00          | 0.00                | 0.0          | 1,488.96              | 4,500.00               | 3,011.04                | 66.9           |
| Spec Det/Ops EMS Equip/Supplies Mngr     | 521.86              | 0.00          | (521.86)            | 0.0          | 2,047.82              | 6,000.00               | 3,952.18                | 65.9           |
| Spec Det/Ops Video Documentation Program | 0.00                | 0.00          | 0.00                | 0.0          | 0.00                  | 750.00                 | 750.00                  | 100.0          |
| Spec Det/Ops CISD Program Shift Peers    | 0.00                | 0.00          | 0.00                | 0.0          | 0.00                  | 1,000.00               | 1,000.00                | 100.0          |
| Spec Det/Ops End of Prob Test (Eval/Help | 0.00                | 0.00          | 0.00                | 0.0          | 87.50                 | 1,350.00               | 1,262.50                | 93.5           |
| Spec Det/Ops FF Promo Testing (Eval/Help | 0.00                | 0.00          | 0.00                | 0.0          | 0.00                  | 1,200.00               | 1,200.00                | 100.0          |
| Spec Det/Ops BC Promo Tstg (Eval/Helpers | 37.50               | 0.00          | (37.50)             | 0.0          | 1,175.00              | 4,000.00               | 2,825.00                | 70.6           |
| Spec Det/Ops Comm/Tower Work + New Tower | 550.00              | 0.00          | (550.00)            | 0.0          | 8,162.50              | 12,500.00              | 4,337.50                | 34.7           |
| Spec Det/Ops Haz Mat Program             | 0.00                | 0.00          | 0.00                | 0.0          | 0.00                  | 575.00                 | 575.00                  | 100.0          |
| Spec Det/Ops Hose Program                | 0.00                | 0.00          | 0.00                | 0.0          | 75.00                 | 400.00                 | 325.00                  | 81.3           |
| Spec Det/Ops SCBA Program                | 0.00                | 0.00          | 0.00                | 0.0          | 0.00                  | 750.00                 | 750.00                  | 100.0          |
| Spec Det/Ops Mask Fit Testing Program    | 425.00              | 0.00          | (425.00)            | 0.0          | 425.00                | 500.00                 | 75.00                   | 15.0           |
| Spec Det/Ops FF Equipment Program        | 0.00                | 0.00          | 0.00                | 0.0          | 0.00                  | 625.00                 | 625.00                  | 100.0          |
| Spec Det/Ops PPE Washing                 | 275.00              | 0.00          | (275.00)            | 0.0          | 1,675.00              | 1,300.00               | (375.00)                | (28.8)         |
| Spec Det/Ops Facility Maint Assistance   | 0.00                | 0.00          | 0.00                | 0.0          | 0.00                  | 2,000.00               | 2,000.00                | 100.0          |

1/4/12  
10:55:44 AM

**CENTRAL YAVAPAI FIRE DISTRICT**  
Income Statement  
(Original Budget to Actual Comparison)  
For the period of 12/1/2011 Through 12/31/2011

|                                          | Current Period |        |             |     | Year To Date |            |             |         |
|------------------------------------------|----------------|--------|-------------|-----|--------------|------------|-------------|---------|
|                                          | Actual         | Budget | Variance    | %   | Actual       | Budget     | Variance    | %       |
| Spec Det/Ops Engineer Promo Testing      | 0.00           | 0.00   | 0.00        | 0.0 | 3,200.00     | 10,800.00  | 7,600.00    | 70.4    |
| Spec Det/Ops Captain Promo Testing       | 0.00           | 0.00   | 0.00        | 0.0 | 0.00         | 4,000.00   | 4,000.00    | 100.0   |
| Spec Det/Tmg Instr Annual Eng Co Trn In  | 0.00           | 0.00   | 0.00        | 0.0 | 0.00         | 1,600.00   | 1,600.00    | 100.0   |
| Spec Det/Tmg Instr Rope Resc Prof Test   | 1,000.00       | 0.00   | (1,000.00)  | 0.0 | 1,000.00     | 800.00     | (200.00)    | (25.0)  |
| Spec Det/Tmg Instr Annual TRT Eng Co Tr  | 275.00         | 0.00   | (275.00)    | 0.0 | 712.50       | 1,600.00   | 887.50      | 55.5    |
| Spec Det/Tmg Instr WL IA Class Instruct  | 0.00           | 0.00   | 0.00        | 0.0 | 0.00         | 2,600.00   | 2,600.00    | 100.0   |
| Spec Det/Tmg Instr Swift Water/Res 3 In  | 0.00           | 0.00   | 0.00        | 0.0 | 0.00         | 1,500.00   | 1,500.00    | 100.0   |
| Spec Det/Tmg Instr In-House EMS Trainin  | 0.00           | 0.00   | 0.00        | 0.0 | 75.00        | 2,500.00   | 2,425.00    | 97.0    |
| NIMS ICS 300/400                         | 0.00           | 0.00   | 0.00        | 0.0 | 0.00         | 1,000.00   | 1,000.00    | 100.0   |
| Supervisory Assignment Pay/CRMD          | 80.00          | 0.00   | (80.00)     | 0.0 | 80.00        | 320.00     | 240.00      | 75.0    |
| Supervisory Assignment Pay/Ops           | 0.00           | 0.00   | 0.00        | 0.0 | 5,000.00     | 5,000.00   | 0.00        | 0.0     |
| Supervisory Assignment Pay/Maint         | 0.00           | 0.00   | 0.00        | 0.0 | 0.00         | 500.00     | 500.00      | 100.0   |
| VA / SL Buyback                          | 57,551.89      | 0.00   | (57,551.89) | 0.0 | 111,225.04   | 370,000.00 | 258,774.96  | 69.9    |
| Assignment Pay/Tier 4                    | 0.00           | 0.00   | 0.00        | 0.0 | 0.00         | 750.00     | 750.00      | 100.0   |
| Special Duty/PT Monitoring               | 25.00          | 0.00   | (25.00)     | 0.0 | 350.00       | 7,300.00   | 6,950.00    | 95.2    |
| In District Severity / Reserves          | 0.00           | 0.00   | 0.00        | 0.0 | 109.37       | 4,000.00   | 3,890.63    | 97.3    |
| O.T. Salaries/Admin                      | 265.44         | 0.00   | (265.44)    | 0.0 | 873.92       | 7,011.00   | 6,137.08    | 87.5    |
| O.T. Salaries/CRMD                       | 309.70         | 0.00   | (309.70)    | 0.0 | 2,421.76     | 10,000.00  | 7,578.24    | 75.8    |
| Recall O.T./Operations                   | 1,629.89       | 0.00   | (1,629.89)  | 0.0 | 12,197.88    | 67,855.00  | 55,657.12   | 82.0    |
| SWAT Response / Coverage                 | 152.91         | 0.00   | (152.91)    | 0.0 | 1,439.91     | 0.00       | (1,439.91)  | 0.0     |
| O.T. Salaries/Communications             | 569.86         | 0.00   | (569.86)    | 0.0 | 8,218.24     | 10,000.00  | 1,781.76    | 17.8    |
| O.T. Salaries/Facilities Maintenance     | 0.00           | 0.00   | 0.00        | 0.0 | 0.00         | 2,000.00   | 2,000.00    | 100.0   |
| O.T. Salaries/Maint                      | 403.31         | 0.00   | (403.31)    | 0.0 | 2,069.34     | 5,949.00   | 3,879.66    | 65.2    |
| FLSA O.T. Salaries/Operations            | 8,467.25       | 0.00   | (8,467.25)  | 0.0 | 51,012.30    | 114,525.00 | 63,512.70   | 55.5    |
| Shift O.T. Salaries/Operations           | 0.00           | 0.00   | 0.00        | 0.0 | (841.87)     | 0.00       | 841.87      | 0.0     |
| Shift OT Sal/Ops/Rte Shft Cov(VL,SL,FMLA | 9,812.56       | 0.00   | (9,812.56)  | 0.0 | 36,222.23    | 97,500.00  | 61,277.77   | 62.8    |
| Shift OT Sal/Ops/Shft Cov-Prom Test Prep | 0.00           | 0.00   | 0.00        | 0.0 | 128.38       | 6,500.00   | 6,371.62    | 98.0    |
| Shift OT Sal/Ops/ISO Preparation Coverag | 287.50         | 0.00   | (287.50)    | 0.0 | 2,600.01     | 22,500.00  | 19,899.99   | 88.4    |
| Off District WL - Covg & Pay             | 0.00           | 0.00   | 0.00        | 0.0 | 106,395.07   | 20,000.00  | (86,395.07) | (432.0) |
| Training Captain OT/Ops/Quartly Training | 1,640.78       | 0.00   | (1,640.78)  | 0.0 | 10,082.80    | 18,000.00  | 7,917.20    | 44.0    |
| Training Captain OT/Ops/Qtly Reser Trng  | 0.00           | 0.00   | 0.00        | 0.0 | 476.87       | 3,600.00   | 3,123.13    | 86.8    |
| Training Captain OT/Ops/Bi-Annl Eng Trai | 1,138.48       | 0.00   | (1,138.48)  | 0.0 | 2,333.05     | 3,600.00   | 1,266.95    | 35.2    |
| Training Captain OT/Ops/Res Work @ TC    | 0.00           | 0.00   | 0.00        | 0.0 | 967.16       | 0.00       | (967.16)    | 0.0     |
| Training Captain OT/Ops/SD FT TC Work    | 75.00          | 0.00   | (75.00)     | 0.0 | 512.50       | 3,750.00   | 3,237.50    | 86.3    |
| Training Captain OT/Ops/SD FT Qtrly Rsv  | 0.00           | 0.00   | 0.00        | 0.0 | 0.00         | 1,200.00   | 1,200.00    | 100.0   |
| Training Captain OT/Ops/EVOC Drvr Trng   | 0.00           | 0.00   | 0.00        | 0.0 | 0.00         | 2,500.00   | 2,500.00    | 100.0   |
| OT PT Progr Cov/Cov for Tier 4 Individua | 0.00           | 0.00   | 0.00        | 0.0 | 0.00         | 15,000.00  | 15,000.00   | 100.0   |
| OT PT Progr Cov/PT Monitoring Coverage   | 0.00           | 0.00   | 0.00        | 0.0 | 0.00         | 1,000.00   | 1,000.00    | 100.0   |
| OT PT Progr Cov/PFT OT Admin             | 0.00           | 0.00   | 0.00        | 0.0 | 0.00         | 1,470.00   | 1,470.00    | 100.0   |

1/4/12  
10:55:44 AM

**CENTRAL YAVAPAI FIRE DISTRICT**  
Income Statement  
(Original Budget to Actual Comparison)  
For the period of 12/1/2011 Through 12/31/2011

|                                          | Current Period |        |             |     | Year To Date |            |            |       |
|------------------------------------------|----------------|--------|-------------|-----|--------------|------------|------------|-------|
|                                          | Actual         | Budget | Variance    | %   | Actual       | Budget     | Variance   | %     |
| OT In-District Severity Staffing         | 0.00           | 0.00   | 0.00        | 0.0 | 0.00         | 4,000.00   | 4,000.00   | 100.0 |
| Trng Cov/OT Eng Co Trng Coverage         | 277.16         | 0.00   | (277.16)    | 0.0 | 277.16       | 7,560.00   | 7,282.84   | 96.3  |
| Trng Cov/OT Cov FF Perf Trng             | 0.00           | 0.00   | 0.00        | 0.0 | 0.00         | 3,360.00   | 3,360.00   | 100.0 |
| Trng Cov/OT Cov New PFT Trng             | 0.00           | 0.00   | 0.00        | 0.0 | 0.00         | 3,360.00   | 3,360.00   | 100.0 |
| Trng Cov/OT Cov Peer Fitness Coordinator | 0.00           | 0.00   | 0.00        | 0.0 | 0.00         | 1,680.00   | 1,680.00   | 100.0 |
| Trng Cov/OT Cov AZ WL Acad AD Lve (3 Ins | 0.00           | 0.00   | 0.00        | 0.0 | 0.00         | 3,400.00   | 3,400.00   | 100.0 |
| Trng Cov/OT Cov AZ WL Acad AD Leave (Par | 0.00           | 0.00   | 0.00        | 0.0 | 0.00         | 4,000.00   | 4,000.00   | 100.0 |
| Trng Cov/OT Cov Basin WL Drill (2 Engine | 0.00           | 0.00   | 0.00        | 0.0 | 0.00         | 2,000.00   | 2,000.00   | 100.0 |
| Trng Cov/OT Cov WL 1A Class (Instructors | 0.00           | 0.00   | 0.00        | 0.0 | 0.00         | 1,000.00   | 1,000.00   | 100.0 |
| Trng Cov/OT Cov Spec Ops Training        | 0.00           | 0.00   | 0.00        | 0.0 | 0.00         | 2,000.00   | 2,000.00   | 100.0 |
| Trng Cov/OT Cov Param Upgrade Trng (2)   | 1,567.58       | 0.00   | (1,567.58)  | 0.0 | 3,163.27     | 15,000.00  | 11,836.73  | 78.9  |
| State Retirement/Admin                   | 5,035.14       | 0.00   | (5,035.14)  | 0.0 | 22,551.08    | 46,108.00  | 23,556.92  | 51.1  |
| State Retirement/CRMD                    | 645.90         | 0.00   | (645.90)    | 0.0 | 3,975.52     | 10,009.00  | 6,033.48   | 60.3  |
| State Retirement/Training                | 350.28         | 0.00   | (350.28)    | 0.0 | 700.56       | 3,036.00   | 2,335.44   | 76.9  |
| State Retirement/Communications          | 2,367.84       | 0.00   | (2,367.84)  | 0.0 | 10,841.36    | 21,032.00  | 10,190.64  | 48.5  |
| State Retirement/Facilities Maintenance  | 1,060.98       | 0.00   | (1,060.98)  | 0.0 | 4,597.58     | 9,588.00   | 4,990.42   | 52.0  |
| State Retirement/Maint                   | 1,685.09       | 0.00   | (1,685.09)  | 0.0 | 7,236.09     | 15,585.00  | 8,348.91   | 53.6  |
| P.S.P.R.S./Admin                         | 1,576.98       | 0.00   | (1,576.98)  | 0.0 | 6,307.92     | 21,590.00  | 15,282.08  | 70.8  |
| P.S.P.R.S./CRMD                          | 1,114.60       | 0.00   | (1,114.60)  | 0.0 | 5,014.68     | 26,666.00  | 21,651.32  | 81.2  |
| P.S.P.R.S. / Operations                  | 81,589.78      | 0.00   | (81,589.78) | 0.0 | 360,887.80   | 935,475.00 | 574,587.20 | 61.4  |
| P.S.P.R.S. / Training                    | 782.64         | 0.00   | (782.64)    | 0.0 | 3,391.44     | 33,967.00  | 30,575.56  | 90.0  |
| P.S.P.R.S./Maint                         | 2,724.67       | 0.00   | (2,724.67)  | 0.0 | 11,861.56    | 23,832.00  | 11,970.44  | 50.2  |
| 401A Retirement / Admin                  | 0.00           | 0.00   | 0.00        | 0.0 | 0.00         | 22,317.00  | 22,317.00  | 100.0 |
| 401A Retirement / CRMD                   | 2,538.81       | 0.00   | (2,538.81)  | 0.0 | 11,001.51    | 22,829.00  | 11,827.49  | 51.8  |
| 401A Retirement / Ops                    | 15,987.19      | 0.00   | (15,987.19) | 0.0 | 73,770.15    | 142,818.00 | 69,047.85  | 48.3  |
| 401A / Training                          | 0.00           | 0.00   | 0.00        | 0.0 | 12,249.65    | 24,940.00  | 12,690.35  | 50.9  |
| Reserve Pension                          | 339.67         | 0.00   | (339.67)    | 0.0 | 3,430.90     | 14,117.00  | 10,686.10  | 75.7  |
| State Comp/Admin                         | 0.00           | 0.00   | 0.00        | 0.0 | 2,955.00     | 4,761.00   | 1,806.00   | 37.9  |
| State Comp/CRMD                          | 0.00           | 0.00   | 0.00        | 0.0 | 3,899.00     | 11,434.00  | 7,535.00   | 65.9  |
| State Comp/Operations                    | 0.00           | 0.00   | 0.00        | 0.0 | 77,710.00    | 173,960.00 | 96,250.00  | 55.3  |
| State Comp/Reserves                      | 0.00           | 0.00   | 0.00        | 0.0 | 1,635.00     | 11,522.00  | 9,887.00   | 85.8  |
| State Comp/Training                      | 0.00           | 0.00   | 0.00        | 0.0 | 5,378.00     | 7,261.00   | 1,883.00   | 25.9  |
| State Comp/Comm                          | 0.00           | 0.00   | 0.00        | 0.0 | 3,455.00     | 6,447.00   | 2,992.00   | 46.4  |
| State Comp/Facilities                    | 0.00           | 0.00   | 0.00        | 0.0 | 208.00       | 2,881.00   | 2,673.00   | 92.8  |
| State Comp/Maint                         | 0.00           | 0.00   | 0.00        | 0.0 | 4,067.00     | 9,028.00   | 4,961.00   | 55.0  |
| State Comp/Volunteers                    | 0.00           | 0.00   | 0.00        | 0.0 | 20.00        | 1,362.00   | 1,342.00   | 98.5  |
| State Comp Wages/CRMD                    | 1,214.64       | 0.00   | (1,214.64)  | 0.0 | 0.00         | 0.00       | 0.00       | 0.0   |
| State Comp Wages/Ops                     | 0.00           | 0.00   | 0.00        | 0.0 | 583.17       | 0.00       | (583.17)   | 0.0   |
| Unemployment/Admin                       | 2.21           | 0.00   | (2.21)      | 0.0 | 254.10       | 421.00     | 166.90     | 39.6  |

1/4/12  
10:55:44 AM

**CENTRAL YAVAPAI FIRE DISTRICT**  
Income Statement  
(Original Budget to Actual Comparison)  
For the period of 12/1/2011 Through 12/31/2011

|                                       | Current Period        |               |                         |              | Year To Date          |                        |                       |               |
|---------------------------------------|-----------------------|---------------|-------------------------|--------------|-----------------------|------------------------|-----------------------|---------------|
|                                       | Actual                | Budget        | Variance                | %            | Actual                | Budget                 | Variance              | %             |
| Unemployment/CRMD                     | 3.88                  | 0.00          | (3.88)                  | 0.0          | 131.27                | 252.00                 | 120.73                | 47.9          |
| Unemployment/Operations               | 0.00                  | 0.00          | 0.00                    | 0.0          | 2,184.45              | 3,070.00               | 885.55                | 28.8          |
| Unemployment/Reserves                 | 2.86                  | 0.00          | (2.86)                  | 0.0          | 73.07                 | 1,103.00               | 1,029.93              | 93.4          |
| Unemployment / Training               | 5.55                  | 0.00          | (5.55)                  | 0.0          | 168.40                | 126.00                 | (42.40)               | (33.7)        |
| Unemployment/Communications           | 0.00                  | 0.00          | 0.00                    | 0.0          | 85.05                 | 126.00                 | 40.95                 | 32.5          |
| Unemployment/Facilities               | 0.00                  | 0.00          | 0.00                    | 0.0          | 36.94                 | 84.00                  | 47.06                 | 56.0          |
| Unemployment/Maint                    | 0.00                  | 0.00          | 0.00                    | 0.0          | 117.26                | 210.00                 | 92.74                 | 44.2          |
| Social Security Exp/Admin             | 2,150.80              | 0.00          | (2,150.80)              | 0.0          | 10,431.35             | 28,304.00              | 17,872.65             | 63.1          |
| Social Security Exp/CRMD              | 544.21                | 0.00          | (544.21)                | 0.0          | 2,579.42              | 5,790.00               | 3,210.58              | 55.5          |
| Social Security Exp/Training          | 215.01                | 0.00          | (215.01)                | 0.0          | 430.02                | 1,863.00               | 1,432.98              | 76.9          |
| Social Security Exp/Communication     | 1,385.15              | 0.00          | (1,385.15)              | 0.0          | 6,358.76              | 12,591.00              | 6,232.24              | 49.5          |
| Social Security Exp/Facilities Maint  | 625.44                | 0.00          | (625.44)                | 0.0          | 2,710.24              | 6,068.00               | 3,357.76              | 55.3          |
| Social Security / Maint               | 1,005.77              | 0.00          | (1,005.77)              | 0.0          | 4,319.04              | 18,018.00              | 13,698.96             | 76.0          |
| Medicare Exp/Admin                    | 958.98                | 0.00          | (958.98)                | 0.0          | 4,212.17              | 6,619.00               | 2,406.83              | 36.4          |
| Medicare Exp/CRMD                     | 147.13                | 0.00          | (147.13)                | 0.0          | 938.29                | 3,550.00               | 2,611.71              | 73.6          |
| Medicare Exp/Operations               | 7,580.11              | 0.00          | (7,580.11)              | 0.0          | 34,734.14             | 75,693.00              | 40,958.86             | 54.1          |
| Medicare Exp/CYRTA                    | 366.75                | 0.00          | (366.75)                | 0.0          | 653.14                | 436.00                 | (217.14)              | (49.8)        |
| Medicare Exp/Communications           | 323.95                | 0.00          | (323.95)                | 0.0          | 1,487.13              | 2,974.00               | 1,486.87              | 50.0          |
| Medicare Exp/Facilities Maintenance   | 146.28                | 0.00          | (146.28)                | 0.0          | 633.88                | 1,449.00               | 815.12                | 56.3          |
| Medicare Exp/Maint                    | 470.15                | 0.00          | (470.15)                | 0.0          | 2,028.81              | 4,232.00               | 2,203.19              | 52.1          |
| Post Retirement Health Ins.           | 175.32                | 0.00          | (175.32)                | 0.0          | 63,484.00             | 64,260.00              | 776.00                | 1.2           |
| Employee Health Ins/Admin             | 2,461.55              | 0.00          | (2,461.55)              | 0.0          | 16,181.40             | 54,480.00              | 38,298.60             | 70.3          |
| Employee Health Ins/CRMD              | 1,527.59              | 0.00          | (1,527.59)              | 0.0          | 9,600.99              | 27,240.00              | 17,639.01             | 64.8          |
| Employee Health Ins/Operations        | 27,475.34             | 0.00          | (27,475.34)             | 0.0          | 157,240.95            | 408,600.00             | 251,359.05            | 61.5          |
| Employee Health Ins/Training          | 1,169.30              | 0.00          | (1,169.30)              | 0.0          | 4,051.53              | 16,344.00              | 12,292.47             | 75.2          |
| Employee Health Ins/Comm              | 1,183.11              | 0.00          | (1,183.11)              | 0.0          | 7,476.87              | 16,344.00              | 8,867.13              | 54.3          |
| Employee Health Ins/Facilities        | 394.37                | 0.00          | (394.37)                | 0.0          | 2,522.29              | 5,448.00               | 2,925.71              | 53.7          |
| Employee Health Ins/Maint             | 1,678.24              | 0.00          | (1,678.24)              | 0.0          | 8,791.66              | 27,240.00              | 18,448.34             | 67.7          |
| Health Ins. Assistance/Ops            | 7,872.23              | 0.00          | (7,872.23)              | 0.0          | 34,281.59             | 105,480.00             | 71,198.41             | 67.5          |
| <b>Total Personnel Expenses</b>       | <b>\$1,001,382.91</b> | <b>\$0.00</b> | <b>\$(1,001,382.91)</b> | <b>0.0 %</b> | <b>\$4,615,614.95</b> | <b>\$10,042,249.00</b> | <b>\$5,426,634.05</b> | <b>54.0 %</b> |
| <b>Supply Expenses</b>                |                       |               |                         |              |                       |                        |                       |               |
| Office Supplies / Admin               | \$1,399.42            | \$0.00        | \$(1,399.42)            | 0.0 %        | \$2,524.82            | \$13,700.00            | \$11,175.18           | 81.6 %        |
| Office Supplies / CRMD                | 92.63                 | 0.00          | (92.63)                 | 0.0          | 146.49                | 1,400.00               | 1,253.51              | 89.5          |
| Office Supplies/Training Center       | 478.28                | 0.00          | (478.28)                | 0.0          | 724.45                | 4,000.00               | 3,275.55              | 81.9          |
| Office Supplies / Communications      | 0.00                  | 0.00          | 0.00                    | 0.0          | 159.67                | 2,000.00               | 1,840.33              | 92.0          |
| Office Supplies/Maintenance           | 603.79                | 0.00          | (603.79)                | 0.0          | 745.29                | 0.00                   | (745.29)              | 0.0           |
| Computer Supplies & Equipment         | 4,990.15              | 0.00          | (4,990.15)              | 0.0          | 34,783.03             | 70,142.00              | 35,358.97             | 50.4          |
| Computer Supplies & Software/Training | 0.00                  | 0.00          | 0.00                    | 0.0          | 11,040.00             | 13,500.00              | 2,460.00              | 18.2          |

1/4/12  
10:55:44 AM

**CENTRAL YAVAPAI FIRE DISTRICT**  
Income Statement  
(Original Budget to Actual Comparison)  
For the period of 12/1/2011 Through 12/31/2011

|                                          | Current Period |        |             |     | Year To Date |            |             |        |
|------------------------------------------|----------------|--------|-------------|-----|--------------|------------|-------------|--------|
|                                          | Actual         | Budget | Variance    | %   | Actual       | Budget     | Variance    | %      |
| Computer Supplies & Equipment / Communic | 4.55           | 0.00   | (4.55)      | 0.0 | 1,261.81     | 6,000.00   | 4,738.19    | 79.0   |
| In-House Dupl & Prtg / Admin             | 1,091.49       | 0.00   | (1,091.49)  | 0.0 | 6,533.15     | 16,100.00  | 9,566.85    | 59.4   |
| In-House Dupl & Prtg/ CRMD               | 0.00           | 0.00   | 0.00        | 0.0 | 867.82       | 4,300.00   | 3,432.18    | 79.8   |
| In-House Dupl & Prtg / Training          | 0.00           | 0.00   | 0.00        | 0.0 | 267.82       | 4,000.00   | 3,732.18    | 93.3   |
| District Fire Corps Program              | 0.00           | 0.00   | 0.00        | 0.0 | (510.14)     | 1,200.00   | 1,710.14    | 142.5  |
| District Mapping Program                 | 0.00           | 0.00   | 0.00        | 0.0 | 426.22       | 5,700.00   | 5,273.78    | 92.5   |
| Employee Health & Wellness Supplies      | 0.00           | 0.00   | 0.00        | 0.0 | 0.00         | 157.00     | 157.00      | 100.0  |
| Medical Supplies                         | 4,431.48       | 0.00   | (4,431.48)  | 0.0 | 14,935.44    | 45,532.00  | 30,596.56   | 67.2   |
| CPR Supplies & Books                     | 1,216.02       | 0.00   | (1,216.02)  | 0.0 | 4,155.60     | 3,400.00   | (755.60)    | (22.2) |
| Medical Equipment Replacement            | 334.61         | 0.00   | (334.61)    | 0.0 | 1,933.12     | 10,000.00  | 8,066.88    | 80.7   |
| Fuel (Diesel & Gas)                      | 18,569.50      | 0.00   | (18,569.50) | 0.0 | 75,054.99    | 200,000.00 | 124,945.01  | 62.5   |
| Oil & Lubr. (Routine)                    | (112.14)       | 0.00   | 112.14      | 0.0 | 5,886.61     | 12,600.00  | 6,713.39    | 53.3   |
| Maintenance Supplies                     | (567.85)       | 0.00   | 567.85      | 0.0 | 1,419.55     | 4,500.00   | 3,080.45    | 68.5   |
| Uniforms/Admin                           | 0.00           | 0.00   | 0.00        | 0.0 | 100.65       | 3,348.00   | 3,247.35    | 97.0   |
| Uniforms/CRMD                            | 8.48           | 0.00   | (8.48)      | 0.0 | 127.45       | 1,600.00   | 1,472.55    | 92.0   |
| Uniforms/Operations                      | 3,676.02       | 0.00   | (3,676.02)  | 0.0 | 10,290.86    | 37,211.00  | 26,920.14   | 72.3   |
| Uniforms/Operations - Honor Guard        | 47.00          | 0.00   | (47.00)     | 0.0 | 47.00        | 0.00       | (47.00)     | 0.0    |
| Uniforms/Operations - Pipes & Drums      | 158.91         | 0.00   | (158.91)    | 0.0 | 3,022.12     | 0.00       | (3,022.12)  | 0.0    |
| Uniforms/Reserves                        | 0.00           | 0.00   | 0.00        | 0.0 | 0.00         | 2,275.00   | 2,275.00    | 100.0  |
| Uniforms/Training                        | 0.00           | 0.00   | 0.00        | 0.0 | 905.70       | 1,497.00   | 591.30      | 39.5   |
| Uniforms/Communications                  | 0.00           | 0.00   | 0.00        | 0.0 | 407.76       | 1,500.00   | 1,092.24    | 72.8   |
| Uniforms/Facilities Maint                | 0.00           | 0.00   | 0.00        | 0.0 | 0.00         | 250.00     | 250.00      | 100.0  |
| Uniforms/Maint                           | 162.52         | 0.00   | (162.52)    | 0.0 | 890.24       | 3,964.00   | 3,073.76    | 77.5   |
| Protective Clothing                      | 1,045.06       | 0.00   | (1,045.06)  | 0.0 | 7,757.82     | 61,236.00  | 53,478.18   | 87.3   |
| Library Reference Materials / Admin      | 0.00           | 0.00   | 0.00        | 0.0 | 974.02       | 4,531.00   | 3,556.98    | 78.5   |
| Risk Management Supplies / Routine       | 0.00           | 0.00   | 0.00        | 0.0 | 0.00         | 1,090.00   | 1,090.00    | 100.0  |
| A-V Film & Supplies                      | 0.00           | 0.00   | 0.00        | 0.0 | 0.00         | 200.00     | 200.00      | 100.0  |
| Urban Interface/Brush Removal            | 4,591.41       | 0.00   | (4,591.41)  | 0.0 | 30,249.29    | 20,000.00  | (10,249.29) | (51.2) |
| Library Reference Materials/CRMD         | 0.00           | 0.00   | 0.00        | 0.0 | 111.21       | 1,360.00   | 1,248.79    | 91.8   |
| School Education                         | 0.00           | 0.00   | 0.00        | 0.0 | 1,160.88     | 1,200.00   | 39.12       | 3.3    |
| Urban Survival                           | 0.00           | 0.00   | 0.00        | 0.0 | 4,584.81     | 6,500.00   | 1,915.19    | 29.5   |
| Public Education                         | 0.00           | 0.00   | 0.00        | 0.0 | 26.78        | 1,500.00   | 1,473.22    | 98.2   |
| Operations Supplies/Routine              | 0.00           | 0.00   | 0.00        | 0.0 | 0.00         | 3,250.00   | 3,250.00    | 100.0  |
| Library Reference Materials/Tr Ctr       | 0.00           | 0.00   | 0.00        | 0.0 | 1,842.32     | 2,000.00   | 157.68      | 7.9    |
| Communications Supplies / Routine        | 0.00           | 0.00   | 0.00        | 0.0 | 19.12        | 500.00     | 480.88      | 96.2   |
| Facilities Maint Supplies/Routine        | 0.00           | 0.00   | 0.00        | 0.0 | 15.63        | 500.00     | 484.37      | 96.9   |
| Public Education/EMS                     | 0.00           | 0.00   | 0.00        | 0.0 | 419.71       | 1,000.00   | 580.29      | 58.0   |
| Vehicle Maint (Routine)                  | 8,945.91       | 0.00   | (8,945.91)  | 0.0 | 21,867.17    | 77,574.00  | 55,706.83   | 71.8   |
| Vehicle Maint (Special Prjcts)           | 0.00           | 0.00   | 0.00        | 0.0 | 3,328.08     | 12,000.00  | 8,671.92    | 72.3   |

1/4/12  
10:55:44 AM

**CENTRAL YAVAPAI FIRE DISTRICT**  
Income Statement  
(Original Budget to Actual Comparison)  
For the period of 12/1/2011 Through 12/31/2011

|                                          | Current Period |        |            |     | Year To Date |           |            |       |
|------------------------------------------|----------------|--------|------------|-----|--------------|-----------|------------|-------|
|                                          | Actual         | Budget | Variance   | %   | Actual       | Budget    | Variance   | %     |
| FF Equipment Maintenance                 | 628.38         | 0.00   | (628.38)   | 0.0 | 2,752.60     | 12,950.00 | 10,197.40  | 78.7  |
| SCBA Supplies & Maint                    | 2,259.31       | 0.00   | (2,259.31) | 0.0 | 6,435.20     | 16,000.00 | 9,564.80   | 59.8  |
| Tire Replacement                         | 6,850.86       | 0.00   | (6,850.86) | 0.0 | 12,313.84    | 25,000.00 | 12,686.16  | 50.7  |
| Tire Repair                              | 30.45          | 0.00   | (30.45)    | 0.0 | 202.92       | 1,100.00  | 897.08     | 81.6  |
| Building Maint Supplies/Training Center  | 740.38         | 0.00   | (740.38)   | 0.0 | 6,629.16     | 25,400.00 | 18,770.84  | 73.9  |
| Building Maint Supplies/Communications   | 106.37         | 0.00   | (106.37)   | 0.0 | 1,420.69     | 17,500.00 | 16,079.31  | 91.9  |
| Building Maint Supplies                  | 0.00           | 0.00   | 0.00       | 0.0 | 78.03        | 51,600.00 | 51,521.97  | 99.8  |
| Building Maint Supplies/CRMD             | 0.00           | 0.00   | 0.00       | 0.0 | 34.32        | 0.00      | (34.32)    | 0.0   |
| Building Maint Supplies / Admin          | 669.37         | 0.00   | (669.37)   | 0.0 | 33,209.31    | 59,400.00 | 26,190.69  | 44.1  |
| Building Maint Supplies/CYRTA            | 168.49         | 0.00   | (168.49)   | 0.0 | 168.49       | 0.00      | (168.49)   | 0.0   |
| Building Maint Supplies/Comm Building    | 66.22          | 0.00   | (66.22)    | 0.0 | 5,782.93     | 0.00      | (5,782.93) | 0.0   |
| Building Maint Supplies/Maint Facility   | 46.33          | 0.00   | (46.33)    | 0.0 | 170.07       | 0.00      | (170.07)   | 0.0   |
| Building Maint Supplies/Sta 51           | 32.77          | 0.00   | (32.77)    | 0.0 | 123.61       | 0.00      | (123.61)   | 0.0   |
| Building Maint Supplies/Sta 52           | 0.00           | 0.00   | 0.00       | 0.0 | 35.89        | 0.00      | (35.89)    | 0.0   |
| Building Maint Supplies/Sta 53           | 429.46         | 0.00   | (429.46)   | 0.0 | 1,592.04     | 0.00      | (1,592.04) | 0.0   |
| Building Maint Supplies/Sta 54           | 551.45         | 0.00   | (551.45)   | 0.0 | 1,039.03     | 0.00      | (1,039.03) | 0.0   |
| Building Maint Supplies/Sta 56           | 0.00           | 0.00   | 0.00       | 0.0 | 41.32        | 0.00      | (41.32)    | 0.0   |
| Building Maint Supplies/Sta 57           | 71.49          | 0.00   | (71.49)    | 0.0 | 670.15       | 0.00      | (670.15)   | 0.0   |
| Building Maint Supplies/Sta 59           | 0.00           | 0.00   | 0.00       | 0.0 | 731.49       | 0.00      | (731.49)   | 0.0   |
| Building Maint Supplies/Sta 533          | 0.00           | 0.00   | 0.00       | 0.0 | 493.54       | 0.00      | (493.54)   | 0.0   |
| Furniture & Fixtures/Training Center     | 0.00           | 0.00   | 0.00       | 0.0 | 1,684.14     | 6,500.00  | 4,815.86   | 74.1  |
| Furniture & Fixtures / Communications    | 0.00           | 0.00   | 0.00       | 0.0 | 1,424.58     | 3,500.00  | 2,075.42   | 59.3  |
| Furniture & Fixture Replacement          | 591.06         | 0.00   | (591.06)   | 0.0 | 1,021.90     | 7,500.00  | 6,478.10   | 86.4  |
| Furniture & Fixtures / Fleet Maintenance | 601.41         | 0.00   | (601.41)   | 0.0 | 601.41       | 0.00      | (601.41)   | 0.0   |
| Janitorial - Admin                       | 49.35          | 0.00   | (49.35)    | 0.0 | 304.67       | 0.00      | (304.67)   | 0.0   |
| Janitorial - CRMD                        | 25.64          | 0.00   | (25.64)    | 0.0 | 158.39       | 0.00      | (158.39)   | 0.0   |
| Janitorial                               | 0.00           | 0.00   | 0.00       | 0.0 | (260.00)     | 21,024.00 | 21,284.00  | 101.2 |
| Janitorial - Station 51                  | 125.31         | 0.00   | (125.31)   | 0.0 | 1,030.23     | 0.00      | (1,030.23) | 0.0   |
| Janitorial - Station 53                  | 365.21         | 0.00   | (365.21)   | 0.0 | 998.41       | 0.00      | (998.41)   | 0.0   |
| Janitorial - Station 54                  | 126.28         | 0.00   | (126.28)   | 0.0 | 1,385.49     | 0.00      | (1,385.49) | 0.0   |
| Janitorial - Station 57                  | 177.47         | 0.00   | (177.47)   | 0.0 | 818.14       | 0.00      | (818.14)   | 0.0   |
| Janitorial - Station 59                  | 351.14         | 0.00   | (351.14)   | 0.0 | 909.50       | 0.00      | (909.50)   | 0.0   |
| Janitorial - Station 533                 | 85.40          | 0.00   | (85.40)    | 0.0 | 689.88       | 0.00      | (689.88)   | 0.0   |
| Janitorial/Training Center               | 462.54         | 0.00   | (462.54)   | 0.0 | 3,406.70     | 4,500.00  | 1,093.30   | 24.3  |
| Janitorial / Communications Bldg         | 0.00           | 0.00   | 0.00       | 0.0 | 43.74        | 2,000.00  | 1,956.26   | 97.8  |
| Janitorial / Maintenance                 | 0.00           | 0.00   | 0.00       | 0.0 | 80.90        | 1,700.00  | 1,619.10   | 95.2  |
| Radio/Pager Maintenance                  | 1,865.60       | 0.00   | (1,865.60) | 0.0 | 6,984.71     | 11,000.00 | 4,015.29   | 36.5  |
| Radio/Pager Maint - Radio Sup - YCSO     | 2,258.76       | 0.00   | (2,258.76) | 0.0 | 2,235.37     | 0.00      | (2,235.37) | 0.0   |
| Batteries                                | 466.36         | 0.00   | (466.36)   | 0.0 | 882.03       | 2,000.00  | 1,117.97   | 55.9  |

1/4/12  
10:55:44 AM

**CENTRAL YAVAPAI FIRE DISTRICT**  
Income Statement  
(Original Budget to Actual Comparison)  
For the period of 12/1/2011 Through 12/31/2011

|                                         | Current Period     |               |                      |              | Year To Date        |                       |                     |               |
|-----------------------------------------|--------------------|---------------|----------------------|--------------|---------------------|-----------------------|---------------------|---------------|
|                                         | Actual             | Budget        | Variance             | %            | Actual              | Budget                | Variance            | %             |
| Batteries/Training Center               | 0.00               | 0.00          | 0.00                 | 0.0          | 232.05              | 1,000.00              | 767.95              | 76.8          |
| Batteries / Communications              | 0.00               | 0.00          | 0.00                 | 0.0          | 0.00                | 400.00                | 400.00              | 100.0         |
| Firefighter Equipment Replacement       | (2,708.60)         | 0.00          | 2,708.60             | 0.0          | 11,546.80           | 38,356.00             | 26,809.20           | 69.9          |
| Firefighting Equipment/Training Center  | 742.66             | 0.00          | (742.66)             | 0.0          | 20,579.64           | 26,000.00             | 5,420.36            | 20.8          |
| Haz-Mat Equipment                       | 0.00               | 0.00          | 0.00                 | 0.0          | 140.65              | 6,740.00              | 6,599.35            | 97.9          |
| Comm/Radio Technician Equipment         | 0.00               | 0.00          | 0.00                 | 0.0          | 0.00                | 5,700.00              | 5,700.00            | 100.0         |
| Technical Rescue Equipment              | 0.00               | 0.00          | 0.00                 | 0.0          | 1,089.94            | 2,200.00              | 1,110.06            | 50.5          |
| Special Ops Equip/Training Center       | 0.00               | 0.00          | 0.00                 | 0.0          | 0.00                | 2,900.00              | 2,900.00            | 100.0         |
| Wildland Equipment Replacement          | 0.00               | 0.00          | 0.00                 | 0.0          | 0.00                | 800.00                | 800.00              | 100.0         |
| Wildland Equip/Training Center          | 0.00               | 0.00          | 0.00                 | 0.0          | 0.00                | 2,100.00              | 2,100.00            | 100.0         |
| Training Center Equipment-Supplies      | 1,692.32           | 0.00          | (1,692.32)           | 0.0          | 11,476.67           | 37,100.00             | 25,623.33           | 69.1          |
| Exercise Equipment - Ops                | 3,903.51           | 0.00          | (3,903.51)           | 0.0          | 3,903.51            | 5,749.00              | 1,845.49            | 32.1          |
| Exercise Equipment FEMA-EVOC Grant      | 0.00               | 0.00          | 0.00                 | 0.0          | 15,616.70           | 0.00                  | (15,616.70)         | 0.0           |
| Small Tools / Communications            | 352.43             | 0.00          | (352.43)             | 0.0          | 1,650.91            | 2,500.00              | 849.09              | 34.0          |
| Small Tools/Facilities Maintenance      | 0.00               | 0.00          | 0.00                 | 0.0          | 9.77                | 500.00                | 490.23              | 98.0          |
| Small Tools / Maintenance               | 76.03              | 0.00          | (76.03)              | 0.0          | 2,836.27            | 5,700.00              | 2,863.73            | 50.2          |
| Safety Equip & Supplies/Training Center | 0.00               | 0.00          | 0.00                 | 0.0          | 0.00                | 400.00                | 400.00              | 100.0         |
| Postage/Admin                           | 1,827.75           | 0.00          | (1,827.75)           | 0.0          | 2,853.39            | 6,500.00              | 3,646.61            | 56.1          |
| <b>Total Supply Expenses</b>            | <b>\$77,256.20</b> | <b>\$0.00</b> | <b>\$(77,256.20)</b> | <b>0.0 %</b> | <b>\$420,765.48</b> | <b>\$1,077,636.00</b> | <b>\$656,870.52</b> | <b>61.0 %</b> |
| <b><u>Service Expenses</u></b>          |                    |               |                      |              |                     |                       |                     |               |
| TIP Program                             | \$2,250.00         | \$0.00        | \$(2,250.00)         | 0.0 %        | \$4,500.00          | \$9,500.00            | \$5,000.00          | 52.6 %        |
| Audit & Accounting                      | 0.00               | 0.00          | 0.00                 | 0.0          | 11,050.00           | 13,500.00             | 2,450.00            | 18.1          |
| Other Prof Services/Admin               | 0.00               | 0.00          | 0.00                 | 0.0          | 3,309.52            | 6,165.00              | 2,855.48            | 46.3          |
| Other Prof Services/CRMD                | 0.00               | 0.00          | 0.00                 | 0.0          | 150.00              | 0.00                  | (150.00)            | 0.0           |
| Other Prof Services/Ops                 | 2,286.80           | 0.00          | (2,286.80)           | 0.0          | 5,958.04            | 25,720.00             | 19,761.96           | 76.8          |
| Other Prof Services/Training Center     | 692.00             | 0.00          | (692.00)             | 0.0          | 4,125.44            | 6,870.00              | 2,744.56            | 39.9          |
| Other Prof Services/Comm                | 0.00               | 0.00          | 0.00                 | 0.0          | 0.00                | 7,500.00              | 7,500.00            | 100.0         |
| IT Services/Admin                       | 4,976.25           | 0.00          | (4,976.25)           | 0.0          | 25,131.25           | 75,450.00             | 50,318.75           | 66.7          |
| IT Services/Training Center             | 23.75              | 0.00          | (23.75)              | 0.0          | 3,823.75            | 6,000.00              | 2,176.25            | 36.3          |
| Legal Services - Routine                | 17,342.33          | 0.00          | (17,342.33)          | 0.0          | 42,639.14           | 68,000.00             | 25,360.86           | 37.3          |
| Legal Services - Non-Routine            | 947.50             | 0.00          | (947.50)             | 0.0          | 6,610.00            | 0.00                  | (6,610.00)          | 0.0           |
| Employee Health / Exams/Ops             | 90.00              | 0.00          | (90.00)              | 0.0          | 8,625.83            | 31,954.00             | 23,328.17           | 73.0          |
| Employee Assistance Program             | 0.00               | 0.00          | 0.00                 | 0.0          | 4,469.18            | 8,500.00              | 4,030.82            | 47.4          |
| Dispatch Services/Ops                   | 20,896.60          | 0.00          | (20,896.60)          | 0.0          | 120,241.21          | 262,360.00            | 142,118.79          | 54.2          |
| Communications/Admin                    | 722.88             | 0.00          | (722.88)             | 0.0          | 2,650.46            | 10,750.00             | 8,099.54            | 75.3          |
| Communications/CRMD                     | 382.54             | 0.00          | (382.54)             | 0.0          | 1,556.16            | 3,020.00              | 1,463.84            | 48.5          |
| Communications/Ops                      | 2,489.88           | 0.00          | (2,489.88)           | 0.0          | 11,606.24           | 31,400.00             | 19,793.76           | 63.0          |
| Communications/Training Center          | 561.48             | 0.00          | (561.48)             | 0.0          | 2,404.80            | 8,800.00              | 6,395.20            | 72.7          |

1/4/12  
10:55:44 AM

**CENTRAL YAVAPAI FIRE DISTRICT**  
Income Statement  
(Original Budget to Actual Comparison)  
For the period of 12/1/2011 Through 12/31/2011

|                                          | Current Period |        |             |     | Year To Date |           |           |       |
|------------------------------------------|----------------|--------|-------------|-----|--------------|-----------|-----------|-------|
|                                          | Actual         | Budget | Variance    | %   | Actual       | Budget    | Variance  | %     |
| Communications / Communications          | 381.61         | 0.00   | (381.61)    | 0.0 | 2,374.09     | 10,083.00 | 7,708.91  | 76.5  |
| Communications / Facilities Maintenance  | 54.94          | 0.00   | (54.94)     | 0.0 | 670.25       | 800.00    | 129.75    | 16.2  |
| Communications/Maintenance               | 292.92         | 0.00   | (292.92)    | 0.0 | 1,330.56     | 4,883.00  | 3,552.44  | 72.8  |
| Fire Board Expenses                      | 0.00           | 0.00   | 0.00        | 0.0 | 0.00         | 1,600.00  | 1,600.00  | 100.0 |
| Wildland Expenses                        | 0.00           | 0.00   | 0.00        | 0.0 | 16,023.29    | 28,000.00 | 11,976.71 | 42.8  |
| Outside Vehicle Repairs                  | 735.43         | 0.00   | (735.43)    | 0.0 | 1,810.21     | 8,000.00  | 6,189.79  | 77.4  |
| Newspaper Advertising                    | 185.31         | 0.00   | (185.31)    | 0.0 | 212.31       | 3,200.00  | 2,987.69  | 93.4  |
| Marketing & Advertising                  | 0.00           | 0.00   | 0.00        | 0.0 | 1,500.00     | 3,500.00  | 2,000.00  | 57.1  |
| Outside Dupl & Printing / Admin          | 0.00           | 0.00   | 0.00        | 0.0 | 535.35       | 3,015.00  | 2,479.65  | 82.2  |
| Outside Dupl & Printing/CRMD             | 31.81          | 0.00   | (31.81)     | 0.0 | 733.81       | 2,100.00  | 1,366.19  | 65.1  |
| Outside Dupl & Printing/Ops              | 0.00           | 0.00   | 0.00        | 0.0 | 186.01       | 3,137.00  | 2,950.99  | 94.1  |
| Outside Dupl & Printing / Training Cente | 0.00           | 0.00   | 0.00        | 0.0 | 58.94        | 1,000.00  | 941.06    | 94.1  |
| Outside Dupl & Printing / Maintenance    | 0.00           | 0.00   | 0.00        | 0.0 | 31.81        | 0.00      | (31.81)   | 0.0   |
| Insurance                                | 18,094.00      | 0.00   | (18,094.00) | 0.0 | 54,708.00    | 92,000.00 | 37,292.00 | 40.5  |
| Cable TV - Station 51                    | 16.80          | 0.00   | (16.80)     | 0.0 | 67.20        | 242.00    | 174.80    | 72.2  |
| Cable TV - Station 53                    | 27.30          | 0.00   | (27.30)     | 0.0 | 109.20       | 396.00    | 286.80    | 72.4  |
| Cable TV - Station 54                    | 44.20          | 0.00   | (44.20)     | 0.0 | 110.50       | 318.00    | 207.50    | 65.3  |
| Cable TV - Station 57                    | 16.84          | 0.00   | (16.84)     | 0.0 | 67.36        | 246.00    | 178.64    | 72.6  |
| Cable TV - Station 59                    | 16.80          | 0.00   | (16.80)     | 0.0 | 67.20        | 246.00    | 178.80    | 72.7  |
| Cable TV - Station 533                   | 16.80          | 0.00   | (16.80)     | 0.0 | 67.20        | 246.00    | 178.80    | 72.7  |
| Electricity                              | 268.21         | 0.00   | (268.21)    | 0.0 | 1,950.92     | 6,000.00  | 4,049.08  | 67.5  |
| Electric / CRMD                          | 371.60         | 0.00   | (371.60)    | 0.0 | 1,634.68     | 4,800.00  | 3,165.32  | 65.9  |
| Electricity - OPs - Station 51           | 284.67         | 0.00   | (284.67)    | 0.0 | 2,332.24     | 5,520.00  | 3,187.76  | 57.7  |
| Electricity - OPs - Station 52           | 34.14          | 0.00   | (34.14)     | 0.0 | 198.34       | 600.00    | 401.66    | 66.9  |
| Electricity - OPs - Station 53           | 689.70         | 0.00   | (689.70)    | 0.0 | 5,402.64     | 15,600.00 | 10,197.36 | 65.4  |
| Electricity - OPs - Station 54           | 811.25         | 0.00   | (811.25)    | 0.0 | 5,419.61     | 12,600.00 | 7,180.39  | 57.0  |
| Electricity - OPs - Station 55           | 136.56         | 0.00   | (136.56)    | 0.0 | 299.87       | 676.00    | 376.13    | 55.6  |
| Electricity - OPs - Station 56           | 129.75         | 0.00   | (129.75)    | 0.0 | 539.48       | 1,020.00  | 480.52    | 47.1  |
| Electricity - OPs - Station 57           | 598.83         | 0.00   | (598.83)    | 0.0 | 4,374.88     | 10,440.00 | 6,065.12  | 58.1  |
| Electricity - OPs - Station 58           | 0.00           | 0.00   | 0.00        | 0.0 | 0.00         | 840.00    | 840.00    | 100.0 |
| Electricity - OPs - Station 59           | 591.33         | 0.00   | (591.33)    | 0.0 | 4,558.50     | 10,440.00 | 5,881.50  | 56.3  |
| Electricity - OPs - Station 533          | 828.34         | 0.00   | (828.34)    | 0.0 | 6,455.60     | 14,400.00 | 7,944.40  | 55.2  |
| Electric/Training Center                 | 4,430.95       | 0.00   | (4,430.95)  | 0.0 | 10,667.75    | 21,600.00 | 10,932.25 | 50.6  |
| Electric/Communications                  | 2,789.14       | 0.00   | (2,789.14)  | 0.0 | 8,733.58     | 14,680.00 | 5,946.42  | 40.5  |
| Electric/Maintenance                     | 816.13         | 0.00   | (816.13)    | 0.0 | 6,469.32     | 17,160.00 | 10,690.68 | 62.3  |
| Sewer Charges                            | 37.34          | 0.00   | (37.34)     | 0.0 | 288.59       | 504.00    | 215.41    | 42.7  |
| Sewer/ CRMD                              | 7.83           | 0.00   | (7.83)      | 0.0 | 138.46       | 281.00    | 142.54    | 50.7  |
| Sewer Charges - Station 51               | 43.37          | 0.00   | (43.37)     | 0.0 | 260.22       | 462.00    | 201.78    | 43.7  |
| Sewer Charges - Station 53               | 15.05          | 0.00   | (15.05)     | 0.0 | 867.99       | 1,260.00  | 392.01    | 31.1  |

1/4/12  
10:55:44 AM

**CENTRAL YAVAPAI FIRE DISTRICT**  
Income Statement  
(Original Budget to Actual Comparison)  
For the period of 12/1/2011 Through 12/31/2011

|                                       | Current Period |        |          |     | Year To Date |           |           |        |
|---------------------------------------|----------------|--------|----------|-----|--------------|-----------|-----------|--------|
|                                       | Actual         | Budget | Variance | %   | Actual       | Budget    | Variance  | %      |
| Sewer Charges - Station 58            | 0.00           | 0.00   | 0.00     | 0.0 | 28.76        | 215.00    | 186.24    | 86.6   |
| Sewer Charges - Station 59            | 129.62         | 0.00   | (129.62) | 0.0 | 382.68       | 666.00    | 283.32    | 42.5   |
| Sewer Charges - Station 533           | 38.81          | 0.00   | (38.81)  | 0.0 | 198.37       | 485.00    | 286.63    | 59.1   |
| Sewer/Training Center                 | 23.55          | 0.00   | (23.55)  | 0.0 | 388.49       | 420.00    | 31.51     | 7.5    |
| Sewer/Communications                  | 0.00           | 0.00   | 0.00     | 0.0 | 0.00         | 420.00    | 420.00    | 100.0  |
| Sewer/Maintenance                     | 76.82          | 0.00   | (76.82)  | 0.0 | 405.18       | 360.00    | (45.18)   | (12.6) |
| Sanitation Charges                    | 345.18         | 0.00   | (345.18) | 0.0 | 1,003.90     | 1,382.00  | 378.10    | 27.4   |
| Sanitation / CRMD                     | 17.66          | 0.00   | (17.66)  | 0.0 | 54.38        | 124.00    | 69.62     | 56.1   |
| Sanitation Charges                    | 0.00           | 0.00   | 0.00     | 0.0 | 0.00         | 2,820.00  | 2,820.00  | 100.0  |
| Sanitation Charges - Station 51       | 44.68          | 0.00   | (44.68)  | 0.0 | 268.08       | 720.00    | 451.92    | 62.8   |
| Sanitation Charges - Station 53       | 88.26          | 0.00   | (88.26)  | 0.0 | 263.38       | 0.00      | (263.38)  | 0.0    |
| Sanitation Charges - Station 54       | 70.60          | 0.00   | (70.60)  | 0.0 | 211.80       | 0.00      | (211.80)  | 0.0    |
| Sanitation Charges - Station 57       | 70.60          | 0.00   | (70.60)  | 0.0 | 211.80       | 0.00      | (211.80)  | 0.0    |
| Sanitation Charges - Station 59       | 31.95          | 0.00   | (31.95)  | 0.0 | 63.90        | 0.00      | (63.90)   | 0.0    |
| Sanitation Charges - Station 533      | 70.60          | 0.00   | (70.60)  | 0.0 | 211.80       | 0.00      | (211.80)  | 0.0    |
| Sanitation/Training Center            | 141.24         | 0.00   | (141.24) | 0.0 | 921.88       | 1,980.00  | 1,058.12  | 53.4   |
| Sanitation/Communications             | 211.80         | 0.00   | (211.80) | 0.0 | 211.80       | 2,000.00  | 1,788.20  | 89.4   |
| Sanitation/Maintenance                | 220.40         | 0.00   | (220.40) | 0.0 | 486.48       | 1,320.00  | 833.52    | 63.1   |
| Natural Gas                           | 33.03          | 0.00   | (33.03)  | 0.0 | 76.39        | 720.00    | 643.61    | 89.4   |
| Natural Gas - Station 51              | 414.78         | 0.00   | (414.78) | 0.0 | 698.99       | 5,646.00  | 4,947.01  | 87.6   |
| Natural Gas - Station 53              | 84.94          | 0.00   | (84.94)  | 0.0 | 255.65       | 1,896.00  | 1,640.35  | 86.5   |
| Natural Gas - Station 59              | 408.82         | 0.00   | (408.82) | 0.0 | 684.12       | 2,880.00  | 2,195.88  | 76.2   |
| Natural Gas - Station 533             | 209.61         | 0.00   | (209.61) | 0.0 | 456.35       | 2,880.00  | 2,423.65  | 84.2   |
| Natural Gas / Communications Building | 0.00           | 0.00   | 0.00     | 0.0 | 0.00         | 2,400.00  | 2,400.00  | 100.0  |
| Natural Gas/Maintenance               | 424.37         | 0.00   | (424.37) | 0.0 | 515.72       | 4,140.00  | 3,624.28  | 87.5   |
| LPG                                   | 0.00           | 0.00   | 0.00     | 0.0 | (2,929.03)   | 0.00      | 2,929.03  | 0.0    |
| LPG - Station 51                      | 10.39          | 0.00   | (10.39)  | 0.0 | 24.12        | 0.00      | (24.12)   | 0.0    |
| LPG - Station 52                      | 0.00           | 0.00   | 0.00     | 0.0 | 403.85       | 2,496.00  | 2,092.15  | 83.8   |
| LPG - Station 54                      | 0.00           | 0.00   | 0.00     | 0.0 | 1,501.20     | 6,192.00  | 4,690.80  | 75.8   |
| LPG - Station 56                      | 0.00           | 0.00   | 0.00     | 0.0 | 0.00         | 2,820.00  | 2,820.00  | 100.0  |
| LPG - Station 57                      | 0.00           | 0.00   | 0.00     | 0.0 | 459.49       | 5,160.00  | 4,700.51  | 91.1   |
| LPG - Station 58                      | 0.00           | 0.00   | 0.00     | 0.0 | 0.00         | 60.00     | 60.00     | 100.0  |
| LPG - Station 59                      | 0.00           | 0.00   | 0.00     | 0.0 | 10.98        | 0.00      | (10.98)   | 0.0    |
| LPG/Training Center                   | 0.00           | 0.00   | 0.00     | 0.0 | 579.57       | 26,430.00 | 25,850.43 | 97.8   |
| LPG/Communications                    | 0.00           | 0.00   | 0.00     | 0.0 | 247.45       | 11,000.00 | 10,752.55 | 97.8   |
| Water                                 | 14.59          | 0.00   | (14.59)  | 0.0 | 245.28       | 552.00    | 306.72    | 55.6   |
| Water / CRMD                          | 7.58           | 0.00   | (7.58)   | 0.0 | 127.54       | 252.00    | 124.46    | 49.4   |
| Water - Station 51                    | 41.16          | 0.00   | (41.16)  | 0.0 | 203.59       | 869.00    | 665.41    | 76.6   |
| Water - Station 52                    | 100.00         | 0.00   | (100.00) | 0.0 | 850.00       | 2,430.00  | 1,580.00  | 65.0   |

1/4/12  
10:55:44 AM

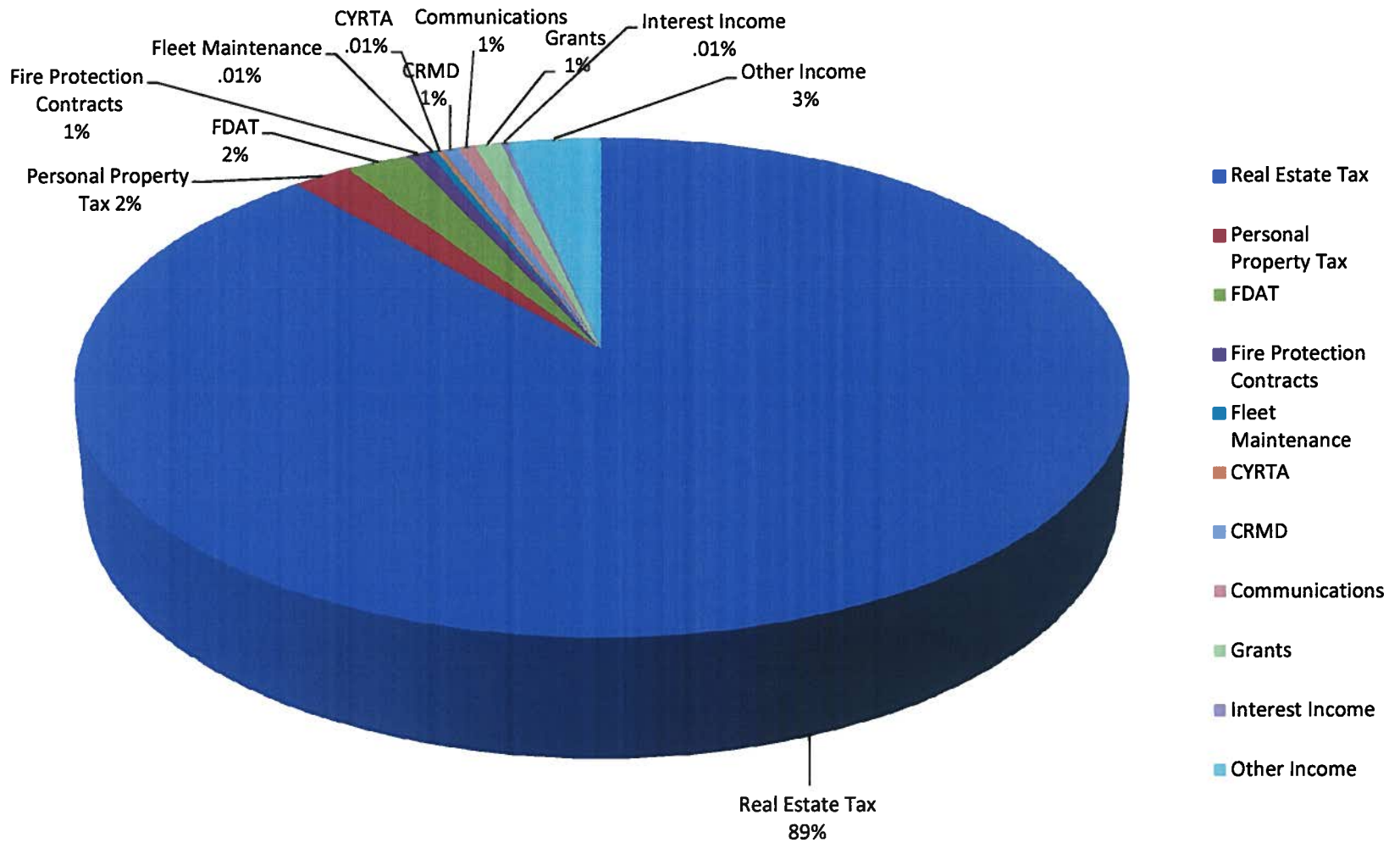
**CENTRAL YAVAPAI FIRE DISTRICT**  
Income Statement  
(Original Budget to Actual Comparison)  
For the period of 12/1/2011 Through 12/31/2011

|                                          | Current Period |        |            |     | Year To Date |           |           |       |
|------------------------------------------|----------------|--------|------------|-----|--------------|-----------|-----------|-------|
|                                          | Actual         | Budget | Variance   | %   | Actual       | Budget    | Variance  | %     |
| Water - Station 53                       | 36.16          | 0.00   | (36.16)    | 0.0 | 792.20       | 1,200.00  | 407.80    | 34.0  |
| Water - Station 58                       | 0.00           | 0.00   | 0.00       | 0.0 | 49.34        | 408.00    | 358.66    | 87.9  |
| Water - Station 59                       | 136.46         | 0.00   | (136.46)   | 0.0 | 411.42       | 1,134.00  | 722.58    | 63.7  |
| Water - Station 533                      | 46.70          | 0.00   | (46.70)    | 0.0 | 261.27       | 720.00    | 458.73    | 63.7  |
| Water/Training Center                    | 184.50         | 0.00   | (184.50)   | 0.0 | 2,147.85     | 8,131.00  | 5,983.15  | 73.6  |
| Water/Communications                     | 84.12          | 0.00   | (84.12)    | 0.0 | 84.12        | 1,000.00  | 915.88    | 91.6  |
| Water/Maintenance                        | 64.62          | 0.00   | (64.62)    | 0.0 | 357.76       | 960.00    | 602.24    | 62.7  |
| Hydrant Maintenance                      | 0.00           | 0.00   | 0.00       | 0.0 | 169.86       | 3,525.00  | 3,355.14  | 95.2  |
| Repair & Maint Equip/Admin               | 0.00           | 0.00   | 0.00       | 0.0 | 0.00         | 1,100.00  | 1,100.00  | 100.0 |
| Risk Management Equipment                | 0.00           | 0.00   | 0.00       | 0.0 | 0.00         | 500.00    | 500.00    | 100.0 |
| Outside Repair Equip/Ops                 | 35.00          | 0.00   | (35.00)    | 0.0 | 6,940.48     | 21,427.00 | 14,486.52 | 67.6  |
| Outside Repair/Veh Maint Equip           | 0.00           | 0.00   | 0.00       | 0.0 | 2,522.83     | 3,500.00  | 977.17    | 27.9  |
| EMS Training                             | 235.17         | 0.00   | (235.17)   | 0.0 | 345.02       | 2,975.00  | 2,629.98  | 88.4  |
| CYFD Training Center Classes             | 1,872.00       | 0.00   | (1,872.00) | 0.0 | 16,126.07    | 24,000.00 | 7,873.93  | 32.8  |
| State Fire School                        | 0.00           | 0.00   | 0.00       | 0.0 | 1,847.61     | 2,000.00  | 152.39    | 7.6   |
| Training & Travel/Admin                  | 290.00         | 0.00   | (290.00)   | 0.0 | 2,273.07     | 15,760.00 | 13,486.93 | 85.6  |
| Training & Travel/CRMD                   | 0.00           | 0.00   | 0.00       | 0.0 | 210.00       | 3,450.00  | 3,240.00  | 93.9  |
| Training & Travel/Ops                    | 0.00           | 0.00   | 0.00       | 0.0 | 3,790.35     | 31,605.00 | 27,814.65 | 88.0  |
| Training & Travel/Ops - Honor Guard      | 0.00           | 0.00   | 0.00       | 0.0 | 350.00       | 0.00      | (350.00)  | 0.0   |
| Training & Travel/Ops - Pipes & Drums    | 544.50         | 0.00   | (544.50)   | 0.0 | 544.50       | 0.00      | (544.50)  | 0.0   |
| Training & Travel/Training Center        | 218.00         | 0.00   | (218.00)   | 0.0 | 218.00       | 4,000.00  | 3,782.00  | 94.6  |
| Training & Travel / Special Ops Personne | 0.00           | 0.00   | 0.00       | 0.0 | 10.72        | 5,500.00  | 5,489.28  | 99.8  |
| Training & Travel/Communications         | 0.00           | 0.00   | 0.00       | 0.0 | 0.00         | 10,000.00 | 10,000.00 | 100.0 |
| Training & Travel/Maintenance            | 74.00          | 0.00   | (74.00)    | 0.0 | 335.00       | 4,000.00  | 3,665.00  | 91.6  |
| Books & Subscriptions / OPs              | 5.20           | 0.00   | (5.20)     | 0.0 | 93.35        | 2,375.00  | 2,281.65  | 96.1  |
| Books & Subscriptions / Training Center  | 0.00           | 0.00   | 0.00       | 0.0 | 0.00         | 785.00    | 785.00    | 100.0 |
| ACLS Recert/ALS CEU's                    | 0.00           | 0.00   | 0.00       | 0.0 | 8,400.00     | 10,200.00 | 1,800.00  | 17.6  |
| ACLS Upgrade                             | 0.00           | 0.00   | 0.00       | 0.0 | 193.97       | 11,200.00 | 11,006.03 | 98.3  |
| EMT Refresher Course                     | 0.00           | 0.00   | 0.00       | 0.0 | 1,169.00     | 5,600.00  | 4,431.00  | 79.1  |
| Awards                                   | 0.00           | 0.00   | 0.00       | 0.0 | 757.53       | 4,400.00  | 3,642.47  | 82.8  |
| College - Upper & Lower Division         | 0.00           | 0.00   | 0.00       | 0.0 | 890.00       | 7,500.00  | 6,610.00  | 88.1  |
| Training/Ops/Program Managers            | 719.16         | 0.00   | (719.16)   | 0.0 | 1,733.16     | 10,058.00 | 8,324.84  | 82.8  |
| Haz Mat Travel & Training                | 0.00           | 0.00   | 0.00       | 0.0 | 0.00         | 2,250.00  | 2,250.00  | 100.0 |
| Wildland Travel & Training               | 0.00           | 0.00   | 0.00       | 0.0 | 0.00         | 4,800.00  | 4,800.00  | 100.0 |
| Dues/Admin                               | 161.50         | 0.00   | (161.50)   | 0.0 | 2,175.80     | 6,095.00  | 3,919.20  | 64.3  |
| Dues/CRMD                                | 0.00           | 0.00   | 0.00       | 0.0 | 1,049.00     | 1,269.00  | 220.00    | 17.3  |
| Dues/Operations                          | 200.00         | 0.00   | (200.00)   | 0.0 | 300.00       | 1,600.00  | 1,300.00  | 81.3  |
| Dues / Training Center                   | 0.00           | 0.00   | 0.00       | 0.0 | 75.00        | 360.00    | 285.00    | 79.2  |
| Dues/Maint                               | 0.00           | 0.00   | 0.00       | 0.0 | 0.00         | 200.00    | 200.00    | 100.0 |

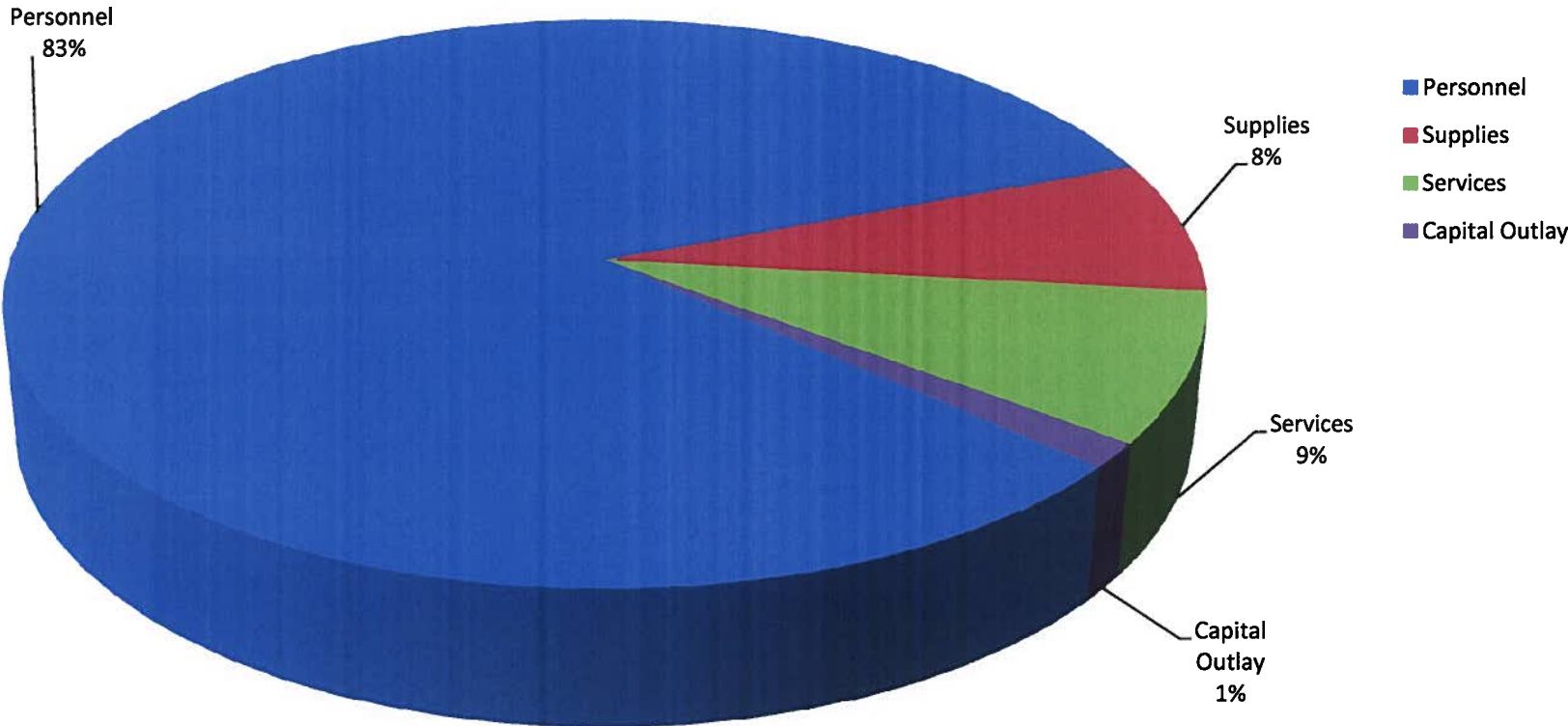
**CENTRAL YAVAPAI FIRE DISTRICT**  
Income Statement  
(Original Budget to Actual Comparison)  
For the period of 12/1/2011 Through 12/31/2011

|                                         | Current Period        |               |                         |              | Year To Date          |                         |                       |                |
|-----------------------------------------|-----------------------|---------------|-------------------------|--------------|-----------------------|-------------------------|-----------------------|----------------|
|                                         | Actual                | Budget        | Variance                | %            | Actual                | Budget                  | Variance              | %              |
| Misc/Admin                              | 113.41                | 0.00          | (113.41)                | 0.0          | 758.73                | 2,300.00                | 1,541.27              | 67.0           |
| Misc/CRMD                               | 0.00                  | 0.00          | 0.00                    | 0.0          | 52.52                 | 325.00                  | 272.48                | 83.8           |
| Misc/Operations                         | 3,323.65              | 0.00          | (3,323.65)              | 0.0          | 6,744.49              | 20,191.00               | 13,446.51             | 66.6           |
| Misc/Operations - Fire Rehab            | 0.00                  | 0.00          | 0.00                    | 0.0          | 13.63                 | 0.00                    | (13.63)               | 0.0            |
| Misc/Operations - Taxi Cab - Citizens   | 0.00                  | 0.00          | 0.00                    | 0.0          | 7.15                  | 0.00                    | (7.15)                | 0.0            |
| Misc/Operations - Activities            | 400.00                | 0.00          | (400.00)                | 0.0          | 400.00                | 0.00                    | (400.00)              | 0.0            |
| Interest on Registered Warrants         | 0.00                  | 0.00          | 0.00                    | 0.0          | 0.00                  | 2,000.00                | 2,000.00              | 100.0          |
| Contract Services / Comm & IT           | 473.38                | 0.00          | (473.38)                | 0.0          | 2,840.28              | 25,200.00               | 22,359.72             | 88.7           |
| <b>Total Service Expenses</b>           | <b>\$99,009.53</b>    | <b>\$0.00</b> | <b>\$(99,009.53)</b>    | <b>0.0 %</b> | <b>\$477,272.00</b>   | <b>\$1,234,722.00</b>   | <b>\$757,450.00</b>   | <b>61.3 %</b>  |
| <b>Capital Expenses</b>                 |                       |               |                         |              |                       |                         |                       |                |
| Training Center Phase 2                 | \$0.00                | \$0.00        | \$0.00                  | 0.0 %        | \$7,723.02            | \$50,000.00             | \$42,276.98           | 84.6 %         |
| Cap Outlay - Vehicles/Ops               | 26,491.02             | 0.00          | (26,491.02)             | 0.0          | 26,495.02             | 849,000.00              | 822,504.98            | 96.9           |
| Cap Outlay - Equip/Admin                | 0.00                  | 0.00          | 0.00                    | 0.0          | 0.00                  | 10,000.00               | 10,000.00             | 100.0          |
| Cap Outlay - Equip/Ops                  | 0.00                  | 0.00          | 0.00                    | 0.0          | 35,329.65             | 146,375.00              | 111,045.35            | 75.9           |
| Fire Act Grant                          | 0.00                  | 0.00          | 0.00                    | 0.0          | 0.00                  | 515,720.00              | 515,720.00            | 100.0          |
| Cap Outlay - Comm Equip                 | 0.00                  | 0.00          | 0.00                    | 0.0          | 10,150.80             | 152,200.00              | 142,049.20            | 93.3           |
| Cap Outlay - Comm Equip/Ops Non-Capital | 672.50                | 0.00          | (672.50)                | 0.0          | 799.58                | 0.00                    | (799.58)              | 0.0            |
| <b>Total Capital Expenses</b>           | <b>\$27,163.52</b>    | <b>\$0.00</b> | <b>\$(27,163.52)</b>    | <b>0.0 %</b> | <b>\$80,498.07</b>    | <b>\$1,723,295.00</b>   | <b>\$1,642,796.93</b> | <b>95.3 %</b>  |
| <b>Total Expenses</b>                   | <b>\$1,204,812.16</b> |               | <b>\$(1,204,812.16)</b> |              | <b>\$5,594,150.50</b> | <b>\$14,077,902.00</b>  | <b>\$8,483,751.50</b> | <b>60.3 %</b>  |
| <b>Net Income (Loss)</b>                | <b>\$(501,992.02)</b> | <b>\$0.00</b> | <b>\$(501,992.02)</b>   | <b>0.0 %</b> | <b>\$1,979,414.74</b> | <b>\$(1,044,420.00)</b> | <b>\$3,023,834.74</b> | <b>289.5 %</b> |

# CYFD FY 2011 - 2012 General Fund Revenue



CYFD  
FY 2011 - 2012  
General Fund Expenditures



**CYFD Bond Series 2008 B**  
Income Statement  
(Original Budget to Actual Comparison)  
For the period of 12/1/2011 Through 12/31/2011

|                                                     | Current Period        |               |                       |              | Year To Date            |               |                         |              |
|-----------------------------------------------------|-----------------------|---------------|-----------------------|--------------|-------------------------|---------------|-------------------------|--------------|
|                                                     | Actual                | Budget        | Variance              | %            | Actual                  | Budget        | Variance                | %            |
| <b><u>Program Expenses</u></b>                      |                       |               |                       |              |                         |               |                         |              |
| Cap Outlay - Apparatus                              | \$0.00                | \$0.00        | \$0.00                | 0.0 %        | \$12,788.46             | \$0.00        | \$(12,788.46)           | 0.0 %        |
| Apparatus - Non-Capital                             | 0.00                  | 0.00          | 0.00                  | 0.0          | 6,891.04                | 0.00          | (6,891.04)              | 0.0          |
| Drafting Pit                                        | 0.00                  | 0.00          | 0.00                  | 0.0          | (4,952.66)              | 0.00          | 4,952.66                | 0.0          |
| Fire Station - Station 58                           | 997.60                | 0.00          | (997.60)              | 0.0          | 482,236.05              | 0.00          | (482,236.05)            | 0.0          |
| Training Center                                     | 50,000.00             | 0.00          | (50,000.00)           | 0.0          | 100,000.00              | 0.00          | (100,000.00)            | 0.0          |
| Communications Building                             | 0.00                  | 0.00          | 0.00                  | 0.0          | 8,942.07                | 0.00          | (8,942.07)              | 0.0          |
| Communications Building - Non-Capital               | 0.00                  | 0.00          | 0.00                  | 0.0          | 725.00                  | 0.00          | (725.00)                | 0.0          |
| Restroom & Storage Bldg                             | 0.00                  | 0.00          | 0.00                  | 0.0          | 156.12                  | 0.00          | (156.12)                | 0.0          |
| Warehouse Bldg. Phase 3                             | 469,274.84            | 0.00          | (469,274.84)          | 0.0          | 1,382,435.34            | 0.00          | (1,382,435.34)          | 0.0          |
| Burn Bldg. Class A                                  | 355,141.77            | 0.00          | (355,141.77)          | 0.0          | 1,013,955.99            | 0.00          | (1,013,955.99)          | 0.0          |
| Communications Equipment                            | 4,272.35              | 0.00          | (4,272.35)            | 0.0          | 7,322.93                | 0.00          | (7,322.93)              | 0.0          |
| Communications Equipment - Non-Capital              | 978.14                | 0.00          | (978.14)              | 0.0          | 4,771.46                | 0.00          | (4,771.46)              | 0.0          |
| <b>Total Program Expenses</b>                       | <b>\$880,664.70</b>   | <b>\$0.00</b> | <b>\$(880,664.70)</b> | <b>0.0 %</b> | <b>\$3,015,271.80</b>   | <b>\$0.00</b> | <b>\$(3,015,271.80)</b> | <b>0.0 %</b> |
| <b><u>General &amp; Administrative Expenses</u></b> |                       |               |                       |              |                         |               |                         |              |
| Arbitrage                                           | \$0.00                | \$0.00        | \$0.00                | 0.0 %        | \$285.71                | \$0.00        | \$(285.71)              | 0.0 %        |
| <b>Total General &amp; Administrative Expenses</b>  | <b>\$0.00</b>         | <b>\$0.00</b> | <b>\$0.00</b>         | <b>0.0 %</b> | <b>\$285.71</b>         | <b>\$0.00</b> | <b>\$(285.71)</b>       | <b>0.0 %</b> |
| <b>Total Expenses</b>                               | <b>\$880,664.70</b>   |               | <b>\$(880,664.70)</b> |              | <b>\$3,015,557.51</b>   |               | <b>\$(3,015,557.51)</b> |              |
| <b>Income (Loss) from Operations</b>                | <b>\$(880,664.70)</b> | <b>\$0.00</b> | <b>\$(880,664.70)</b> | <b>0.0 %</b> | <b>\$(3,015,557.51)</b> | <b>\$0.00</b> | <b>\$(3,015,557.51)</b> | <b>0.0 %</b> |
| <b><u>Other Income (Expense)</u></b>                |                       |               |                       |              |                         |               |                         |              |
| Interest Income - Bldg Fund                         | \$157.40              | \$0.00        | \$157.40              | 0.0 %        | \$1,306.86              | \$0.00        | \$1,306.86              | 0.0 %        |
| <b>Total Other Income (Expense)</b>                 | <b>\$157.40</b>       | <b>\$0.00</b> | <b>\$157.40</b>       | <b>0.0 %</b> | <b>\$1,306.86</b>       | <b>\$0.00</b> | <b>\$1,306.86</b>       | <b>0.0 %</b> |
| <b>Net Income (Loss)</b>                            | <b>\$(880,507.30)</b> | <b>\$0.00</b> | <b>\$(880,507.30)</b> | <b>0.0 %</b> | <b>\$(3,014,250.65)</b> | <b>\$0.00</b> | <b>\$(3,014,250.65)</b> | <b>0.0 %</b> |

Central Yavapai Fire District  
 Bonds B Projected Expenditures  
 Prepared: December 31, 2011

Bond B Balance at 12/31/11 1,298,209

Total Bond A & B Balances at 12/31/11 1,298,209

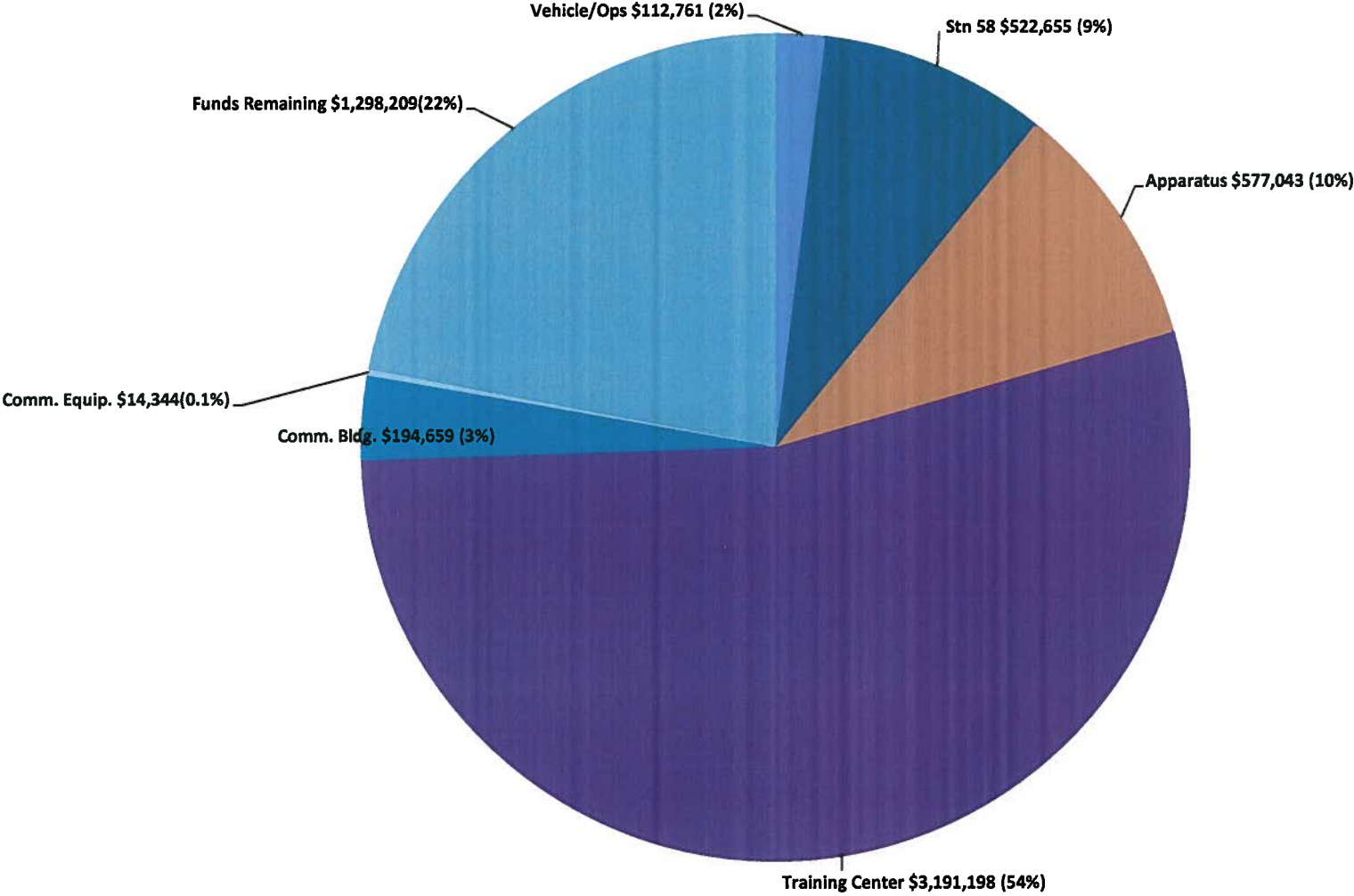
| <u>Project</u>                    | <u>Project Total</u> | <u>Project Payments</u> | <u>Project Balance</u> | <u>% of Completion</u> |
|-----------------------------------|----------------------|-------------------------|------------------------|------------------------|
| Drafting Pit                      | 183,217              | 167,112                 | 16,105                 | 91%                    |
| Storage & Restroom Building       | 427,445              | 463,779                 |                        | 109%                   |
| Communications Building           | 996,225              | 1,142,179               |                        | 115%                   |
| Communications Equip/Tower Work   | 100,000              | 12,094                  | 87,906                 | 12%                    |
| Burn Tower (Drager)               | 367,762              | 367,762                 | -                      | 100%                   |
| Station 58                        | 1,673,260            | 567,377                 | 1,105,883              | 34%                    |
| Old Station 58 Demolition         | 5,000                | 11,348                  |                        | 227%                   |
| Class A Burn Building & Warehouse | 3,152,655            | 2,984,007               | 168,648                | 95%                    |
| Water Tender                      | 327,541              | 330,695                 |                        | 101%                   |
| Total Projects Outstanding        |                      |                         | <u>1,378,541</u>       | 106%                   |
| Balance of Bond Funds unallocated |                      | **                      | <u>(80,332)</u>        | -6%                    |

\*\* Deficiency will be taken from Capital Reserve

**Central Yavapai Fire District**

**Bond Series 2008B**

**As Of: December 31, 2011**



TO: Fire Board  
FROM: Assistant Chief of Administration Dalton  
DATE: January 9, 2012

SUBJECT: BOND UPDATE - TRAINING CENTER PHASE 3 UPDATE

---

*CYFD Fire Training Center Phase 3 Update as of January 3, 2012*

*Project Status (Contractual completion 2-26-12)*

**Warehouse**

*Finishes being completed*  
*Punch list..... 1-12-12*  
*APS power..... 1-20-12*  
*Building turn over..... 1-27-12*

**Burn Building**

*Masonry Structure complete*  
*Vertical cast concrete complete..... 1-12-12*  
*Final Attic floor pour..... 1-24-12*  
*Project punch list ..... 2-16-12*  
*Building turn over..... 2-23-12*

**Project Budget (Contract \$3,152,655)**

*Current Contract ..... \$3,152,655*  
*Completed to Date..... \$2,435,265*  
*Balance to Complete ..... \$717,390*  
*Savings to Date ..... \$92,320*

**Savings to be utilized for wish list items being tracked:**

- Additional access to lower level area*
- Revise asphalt approaches at warehouse to concrete*
- Develop landscape plan for balance of site*
- Enhance access to confined space props*
- Provide future fire protect considerations for warehouse*
- Provide water pressure protection for entire site*
- Add 10,000 square foot of concrete for gas prop area*
- Add potential water recycle capabilities in the existing detention area*

*If you have any questions, please call me or Chief Nies at 772-7711.*

TO: Fire Board  
FROM: Chief Nies  
DATE: January 9, 2012

SUBJECT: BOND UPDATE - STATION 58

---

*The Board will be provided with an update at the Board meeting.*

*If you have any questions, please call me at 772-7711.*

TO: Fire Board  
FROM: Chief Nies  
DATE: January 9, 2012

SUBJECT: LETTERS FROM CITIZENS

---

*Attached are letters received since the last regular meeting.*

# CHINO VALLEY FIRE DISTRICT

1133 W Road 3 North • PO Box 264 • Chino Valley, AZ 86323  
Ph: 928-636-2442 • Fax: 928-636-1958 • [www.chinoazfire.com](http://www.chinoazfire.com)



---

December 15, 2011

Fire Chief Paul Nies  
Central Yavapai Fire District  
8555 E Yavapai Rd  
Prescott Valley AZ 86314-8622

Dear Chief Nies,

I want to personally thank you for allowing Chino Valley Fire to use the training center for the tactical portion of the battalion chief test. Using the training center allowed for a more realistic scenario for both the candidates and evaluators. Thank you also for allowing your employees the time to assist us and for the cooperation of your staff before and during the test. Jim Bushman provided valuable insight and experience to the testing process.

We appreciate your willingness to help us in this endeavor and we will return the favor whenever we can. As we work together, we are making a difference in our communities and our state. If we can assist your department, please don't hesitate to ask.

Sincerely,

A handwritten signature in black ink, appearing to read 'John Ginn', is written over a light blue horizontal line.

John Ginn  
Fire Chief

TO: Fire Board  
FROM: Assistant Chief of Administration Dalton  
DATE: January 9, 2012

**SUBJECT: APPOINTMENT OF FIRE BOARD CHAIRMAN AND CLERK**

---

*Arizona Revised Statutes (A.R.S. §48-805) require each Board to elect a Chairman and a Clerk. Therefore, we place this item on the agenda each December or January. While the term of office is one (1) year, there is no limitation on the number of sequential terms an individual may serve. At times the CYFD Board Chairman and Board Clerk have served many years in the same position. Other Boards have decided that they want to change positions as a means of succession planning and mentoring. The Board will need to decide if they want to retain the same Board Officers, or elect a new Chairman and Clerk. I have attached the Board policy in regard to officer duties for your information.*

*If you have any questions, please call me or Chief Nies at 772-7711.*

## **BOARD OFFICER DUTIES**

**Relative Information:** All Board members are eligible for election and should view the election to office as a routine and expected responsibility of Board membership. Arizona Revised Statutes require each Board to elect a Chairman and a Clerk. While the term of office is one (1) year, there is no limitation on the number of sequential terms an individual may serve.

Board officers are generally elected during the month of December, depending on ranges of Board terms; officers begin their term in January of the following year. Each elected officer takes office immediately and serves until the first Board meeting of the following year, or until a successor is elected.

The duties of the Chairman include:

1. Presiding at meetings of the Board of Directors. The Chairman shall perform all of the duties prescribed by the Arizona Revised Statutes. The Chairman is responsible for ensuring that that business of the public meetings is transacted in the proper order and is reasonably expedited observing appropriate procedure and decorum.
2. Consulting with the Fire Chief regarding the preparation of each Board meeting agenda.
3. Participating, along with other Board members, with all the rights of a member to discuss issues, make motions, nominate candidates, and to vote.
4. Calling Special Meetings (study sessions, executive sessions, and/or additional regular sessions) of the Board as described by the Arizona Open Meeting Law.
5. Signing official District documents on behalf of the Board when authorized by the Board.
6. Making appointments as may be required by law and/or for the orderly representation of the Board.

The duties of the Clerk include:

1. Serving as Chairman in the absence of the Chairman with all the powers and duties as described above. The Clerk shall have such other powers and duties as a majority of the Board may determine.
2. Serving on such committees and/or as representative as appointed by the Board Chairman.
3. Ensuring accurate minutes of each Board meeting are taken, transcribed, and distributed. Ensuring official minutes are properly authenticated and maintained in chronological order. These duties are delegated to staff members under the supervision of the Clerk.
4. Signing on behalf of the District such documents that require two (2) signatures or as requested by the Chairman.

**Policy Statement:** It shall be the policy of the Board of Directors of Central Yavapai Fire District that election to Board office is an accepted obligation of Board membership and that the Board may annually elect a Chairman and a Clerk as required by State Law.

**Cross References:**

Arizona Revised Statutes

ARS § 48-805; Fire District Powers and Duties

ARS § 48-803(E); District Administered by a District Board

Board Policy Manual

Policy 3.2; Director Responsibilities  
Policy 3.7; Filling Board Vacancies

TO: Fire Board  
FROM: Assistant Chief of Administration Dalton  
DATE: January 9, 2012

SUBJECT: FISCAL YEAR 2012-2013 BUDGET DEVELOPMENT  
SCHEDULE

---

*Attached is our draft Budget Development Schedule for Fiscal Year 2012-2013. According to Arizona Revised Statutes we must submit our budget to the County Board of Supervisors by August 1st. Additionally, once the Fire Board approves the Tentative Budget, it must be posted and published for at least 30 days prior to the public hearing and final budget adoption. After receiving public hearing input, the Fire Board may move funds from one line item to another, and they may reduce the budget, but they cannot increase the total amount budgeted.*

*According to the attached schedule, we will have the tentative budget ready for approval by May 21st. We will not post and publish this tentative budget until June 12th in case we need to make any last minute changes. This schedule will allow us to meet all statutory requirements. Last year the Fire Board held a Budget Work Study Session prior to the scheduled approval of the tentative budget. We will have time to hold a similar meeting this year, if the Board so desires.*

*If you have any questions, please call me or Chief Nies at 772-7711.*



**2012-2013 FISCAL YEAR**

**BUDGET DEVELOPMENT SCHEDULE**

|          |    |          |                                                                                                           |
|----------|----|----------|-----------------------------------------------------------------------------------------------------------|
| January  | 23 | 1630 hrs | Obtain Preliminary Assessed Value from Yavapai County                                                     |
| January  | 24 | 0900 hrs | Wage & Benefit Committee Meeting – discuss requests                                                       |
| February | 6  | 1700 hrs | All Base Budget changes shall be submitted to Assistant Chief Dalton                                      |
| February | 15 | 1630 hrs | Obtain Final Assessed Value from Yavapai County                                                           |
| February | 20 | 1400 hrs | Board Meeting –Budget Guidelines                                                                          |
| March    | 1  | 1700 hrs | PIR's / special requests must be submitted to Assistant Chief Dalton                                      |
| March    | 1  | 1700 hrs | All salary and benefits requests due in writing to Assistant Chief Dalton for inclusion into Board packet |
| March    | 19 | 1400 hrs | Board Meeting – Budget Progress Report, Present Salary & Benefit Requests                                 |
| April    | 16 | 1400 hrs | Board Meeting – Present Draft Budget                                                                      |
| May      | 21 | 1400 hrs | Board Meeting – Approve Tentative Budget                                                                  |
| June     | 12 |          | Publish and Post Tentative Budget                                                                         |
| July     | 16 | 1400 hrs | Board Meeting - <b><u>Public Hearing &amp; Final Budget Adoption</u></b>                                  |
| July     | 17 | ASAP     | Deliver Budget to Yavapai County (Due August 1 <sup>st</sup> )                                            |
| August   | 16 |          | Tax Rate Set by Yavapai County Board of Supervisors                                                       |

TO: Fire Board  
FROM: Assistant Chief of Administration Dalton  
DATE: January 9, 2012

SUBJECT: VOTE TO GO INTO EXECUTIVE SESSION  
LEGAL ADVICE PURSUANT TO A.R.S. §38-431.03(A)(3) AND  
INSTRUCTION TO DISTRICT LEGAL COUNSEL PURSUANT TO  
A.R.S. §38-431.03(A)(4) REGARDING:  
TRAINING CENTER DRAINAGE

---

*We have placed this item on the agenda so that the Board may go into Executive Session for legal advice regarding the Training Center / Ace property drainage and soil erosion issues.*

*If you have any questions, please call me or Chief Nies at 772-7711.*

TO: Fire Board  
FROM: Assistant Chief of Administration Dalton  
DATE: January 9, 2012

SUBJECT: TRAINING CENTER DRAINAGE

---

*This item is placed on the agenda so that the Board may take any action it deems appropriate in regards to the Training Center / Ace drainage issue.*

*If you have any questions, please call me or Chief Nies at 772-7711.*